


Федерация фигурного катания на коньках города Москвы

Открытое первенство
по фигурному катанию на коньках
на призы Президента федерации фигурного
катания на коньках Москвы



Протоколы

г. Москва, ЛД «Хрустальный»

17 – 18 октября 2013 г.

Открытое Первенство на Призы Президента Федерации фигурного катания на коньках города Москвы

г. Москва, ЛД «Хрустальный»

17 - 18 октября 2013г.

РАСПИСАНИЕ СОРЕВНОВАНИЙ

15 октября (вторник)

12.00-14.00 – Мандатная комиссия

Необходимые документы: именная заявка (оригинал), свидетельства о рождении, классификационные книжки спортсменов, страховые полисы, элементы короткой и произвольной программ.

15.00 – Жеребьёвка участников соревнований

17 октября (четверг)

08.00 - 08.15 – «Юный фигурист», Произвольная программа

08.15 - 10.40 – Девочки 1 спортивный разряд, Короткая программа

10.40 - 11.45 – Мальчики 1 спортивный разряд, Короткая программа

12.45 - 13.30 – Танцы КМС, Короткий танец

13.30 - 14.20 – Танцы 1 спортивный разряд, Танго, Европейский вальс

14.20 - 14.35 – Подготовка льда

14.35 - 16.45 – Девочки 2 спортивный разряд, Короткая программа

16.45 - 17.00 – Подготовка льда

17.00 - 17.30 – Прокаты Сборной команды

18 октября (пятница)

08.00 - 10.50 – Девочки 1 спортивный разряд, Произвольная программа

10.50 - 12.10 – Мальчики 1 спортивный разряд, Произвольная программа

12.10 - 12.25 – Подготовка льда

12.25 – 13.00 – Танцы 1 спортивный разряд, Произвольный танец

13.45 - 14.00 – Подготовка льда

14.00 - 14.50 – Танцы КМС, Произвольный танец

14.50 – 17.15 – Девочки 2 спортивный разряд, Произвольная программа

17.15 - 17.30 – Подготовка льда

17.30 - 17.55 – Прокаты Сборной команды

Награждение победителей и призёров соревнований
через 30 минут после окончания вида.

Главный судья соревнований

Н.Гаврилова

Главный секретарь

К.Устинов

Открытое Первенство на призы

Президента Федерации фигурного катания на коньках города Москвы

г. Москва, ЛД «Хрустальный»

17 - 18 октября 2013 г.

Главная судейская коллегия

Главный судья	Наталия Гаврилова	Москва
Главный секретарь	Устинов Кирилл	Москва

ДЕВОЧКИ, МАЛЬЧИКИ - 1 спортивный разряд

Технический контролер	Баранова Дарья	Москва
Технический специалист	Росляков Сергей	Москва
Ассистент технического специалиста	Кондаков Александр	Москва
Старший судья	Апахина Ирина	Москва

ДЕВОЧКИ - 2 спортивный разряд

Технический контролер	Баранова Дарья	Москва
Технический специалист	Росляков Сергей	Москва
Ассистент технического специалиста	Кондаков Александр	Москва
Старший судья	Апахина Ирина	Москва

ТАНЦЫ НА ЛЬДУ

Технический контролер	Сучков Алексей	Москва
Технический специалист	Волобуев Иван	Москва
Ассистент технического специалиста	Чемоданов Сергей	Москва
Старший судья	Сучкова Марина	Москва

**Открытое Первенство на призы
Президента Федерации фигурного катания на коньках города Москвы**

г. Москва, ЛД «Хрустальный»

17 - 18 октября 2013 г.

**17 октября (четверг)
ДЕВОЧКИ, МАЛЬЧИКИ - 1 спортивный разряд
СУДЕЙСКАЯ БРИГАДА**

Технический контролер	Баранова Дарья	Москва
------------------------------	----------------	--------

Технический специалист	Росляков Сергей	Москва
-------------------------------	-----------------	--------

Ассистент технического специалиста	Кондаков Александр	Москва
---	--------------------	--------

Старший судья	Апахина Ирина	Москва
----------------------	---------------	--------

Судьи

1	Апахина Ирина	Москва
----------	---------------	--------

2	Пронина Анна	Мос.обл.
----------	--------------	----------

3	Волобуева Ольга	Москва
----------	-----------------	--------

4	Романова Екатерина	Москва
----------	--------------------	--------

5	Царева Анна	Москва
----------	-------------	--------

Оператор ввода данных	Метушевская Ольга	Москва
------------------------------	-------------------	--------

Видеооператор	Гришутина Мария	Москва
----------------------	-----------------	--------

**Открытое Первенство на призы
Президента Федерации фигурного катания на коньках города Москвы**

г. Москва, ЛД «Хрустальный»

17 - 18 октября 2013 г.

**18 октября (пятница)
ДЕВОЧКИ, МАЛЬЧИКИ - 1 спортивный разряд
СУДЕЙСКАЯ БРИГАДА**

Технический контролер	Царева Анна	Москва
------------------------------	-------------	--------

Технический специалист	Росляков Сергей	Москва
-------------------------------	-----------------	--------

Ассистент технического специалиста	Кондаков Александр	Москва
---	--------------------	--------

Старший судья	Апахина Ирина	Москва
----------------------	---------------	--------

Судьи

1	Апахина Ирина	Москва
----------	---------------	--------

2	Пронина Анна	Мос.обл.
----------	--------------	----------

3	Волобуева Ольга	Москва
----------	-----------------	--------

4	Романова Екатерина	Москва
----------	--------------------	--------

5	Лютиков Игорь	Москва
----------	---------------	--------

Оператор ввода данных	Метушевская Ольга	Москва
------------------------------	-------------------	--------

Видеооператор	Гришутина Мария	Москва
----------------------	-----------------	--------

Открытое пер-во на призы Президента ФФКМ

RESULTS

1-Й СПОРТИВНЫЙ РАЗРЯД, ОДИНОЧНОЕ КАТАНИЕ (ДЕВУШКИ) FINAL RESULT

Pl.	Name	Nation	Total Score	КП	ПП
1	Полина ЦУРСКАЯ Самбо-70		155,25	1	1
2	Алина СОЛОВЬЕВА Самбо-70		133,97	2	2
3	Валерия МИХАЙЛОВА СДЮСШОР «Воробьевы Горы»		131,98	3	3
4	Елисавета КОЗЛОВА Самбо-70		116,85	7	4
5	Дарья ГАВРИЛОВА СДЮСШОР Москвич		113,31	6	6
6	Дарья ПАНЕНКОВА Самбо-70		111,41	9	5
7	Дарья КАПУСТИНА Самбо-70		106,97	8	12
8	Наталья ШИЛОВА СДЮСШОР "Москвич"		106,90	10	8
9	Александра ФОМИНА Самбо-70		106,44	4	15
10	Дарья ПАВЛЮЧЕНКО СДЮСШОР «Воробьевы Горы»		103,44	11	10
11	Дарья ВАСИЛЬЧЕНКО ДЮСШ "Снежные Барсы"		99,20	14	11
12	Варвара КОЛЫШКИНА ГБОУ ДОД СЧ ДЮСШ №10		96,79	21	7
13	Юлия БЕЛОВА Самбо-70		96,59	17	9
14	София МИТИНА МУП "МДЦХ и ФК"		94,79	13	14
15	София МАРЧЕНКО УОР 2		92,02	12	17
16	Александра ШУБОЧКИНА СДЮСШОР Сокольники		91,86	20	13
17	Елизавета ХУДАЙБЕРДИЕВА ГБОУ МССУОР №4		88,11	18	16
18	Софья ГОРШЕНЕВА ДЮСШ "Центр"		83,08	15	19
19	Вероника МОНАТ МУП "МДЦХ и ФК"		81,18	19	18
20	Мария ОЛЕННИКОВА ГБОУ МССУОР №4		80,91	16	20
21	Александра ЕГОРОВА ДЮСШ 23		75,71	23	21
22	Елизавета БОТЯКОВА ЦСКА Екатерина МИТРОФАНОВА Самбо-70		74,73	22	22
			75,64	5	

Ирина АПАХИНА МОС
Referee

Дарья БАРАНОВА МОС
Technical Controller

Ирина АПАХИНА МОС
Referee

Дарья БАРАНОВА МОС
Technical Controller

Открытое пер-во на призы Президента ФФКМ

1-Й СПОРТИВНЫЙ РАЗРЯД, ОДИНОЧНОЕ КАТАНИЕ (ДЕВУШКИ) КОРОТКАЯ ПРОГРАММА

JUD

Rank	Name	Nation	Starting Number	Total Segment Score	Total Element Score	Program Component Score (factored)	Total Deductions
1	Полина ЦУРСКАЯ		14	54.22	33.94	20.28	0.00

#	Executed Elements	Info	Base Value	GOE	J1	J2	J3	J4	J5	J6	J7	J8	J9	Ref	Scores of Panel
1	3Lz+3T		10.10	0.47	1	1	1	0	0						10.57
2	FSSp4		3.00	0.50	1	1	1	1	1						3.50
3	StSq3		3.30	0.50	1	1	1	1	1						3.80
4	3Lo		5.61	x -0.70	-1	-1	-1	-1	-1						4.91
5	2A		3.63	x 0.50	1	1	1	1	1						4.13
6	CCoSp4		3.50	0.33	0	0	1	1	1						3.83
7	LSp4		2.70	0.50	1	1	1	1	1						3.20
			31.84												33.94
	Program Components			Factor											
	Мастерство катания			0.80	5.25	5.25	5.25	5.00	4.75						5.17
	Переходы			0.80	5.00	5.00	5.00	4.50	4.50						4.83
	Исполнение			0.80	5.25	5.00	5.25	5.25	4.75						5.17
	Хореография			0.80	5.25	5.25	5.25	4.75	5.00						5.17
	Интерпретация			0.80	5.00	5.00	5.00	5.00	5.00						5.00
	Judges Total Program Component Score (factored)														20.28

Deductions	0.00
-------------------	-------------

x Credit for highlight distribution, base value multiplied by 1.1

Rank	Name	Nation	Starting Number	Total Segment Score	Total Element Score	Program Component Score (factored)	Total Deductions
2	Алина СОЛОВЬЕВА		16	47.51	28.65	18.86	0.00

#	Executed Elements	Info	Base Value	GOE	J1	J2	J3	J4	J5	J6	J7	J8	J9	Ref	Scores of Panel
1	3F+2T		6.60	-0.93	-1	-1	-1	-2	-2						5.67
2	LSp4		2.70	0.67	1	0	1	2	2						3.37
3	CCoSp4		3.50	0.50	1	1	2	1	1						4.00
4	StSq2		2.60	0.50	1	1	0	1	1						3.10
5	3Lo		5.61	x -0.23	0	0	-1	-2	1						5.38
6	2A		3.63	x 0.00	0	0	0	0	0						3.63
7	FSSp4		3.00	0.50	1	1	1	1	2						3.50
			27.64												28.65
	Program Components			Factor											
	Мастерство катания			0.80	5.00	4.75	4.75	4.50	4.75						4.75
	Переходы			0.80	4.75	4.50	4.50	4.50	4.50						4.50
	Исполнение			0.80	5.00	4.75	4.75	4.75	4.75						4.75
	Хореография			0.80	4.75	4.75	4.75	5.00	5.00						4.83
	Интерпретация			0.80	4.75	4.50	4.50	5.00	5.00						4.75
	Judges Total Program Component Score (factored)														18.86

Deductions	0.00
-------------------	-------------

x Credit for highlight distribution, base value multiplied by 1.1

Открытое пер-во на призы Президента ФФКМ

1-Й СПОРТИВНЫЙ РАЗРЯД, ОДИНОЧНОЕ КАТАНИЕ (ДЕВУШКИ) КОРОТКАЯ ПРОГРАММА

JUD

Rank	Name	Nation	Starting Number	Total Segment Score	Total Element Score	Program Component Score (factored)	Total Deductions
3	Валерия МИХАЙЛОВА		11	47.22	28.62	18.60	0.00

#	Executed Elements	Info	Base Value	GOE	J1	J2	J3	J4	J5	J6	J7	J8	J9	Ref	Scores of Panel
1	3Lz+3T<<	<<	7.30	-1.40	-2	-1	-2	-2	-2						5.90
2	3Lo		5.10	0.70	0	1	1	1	1						5.80
3	FSSp3		2.60	0.33	0	1	1	0	1						2.93
4	StSq3		3.30	0.33	0	0	1	1	1						3.63
5	2A	x	3.63	0.50	1	1	1	0	1						4.13
6	CCoSp3		3.00	0.50	0	1	1	1	1						3.50
7	LSp3		2.40	0.33	0	0	1	1	1						2.73
			27.33												28.62
Program Components			Factor												
Мастерство катания			0.80			4.75	4.50	4.75	4.00	4.50					4.58
Переходы			0.80			4.50	4.50	4.50	3.75	4.25					4.42
Исполнение			0.80			4.75	4.75	4.75	4.50	4.50					4.67
Хореография			0.80			5.00	5.00	5.00	4.25	4.50					4.83
Интерпретация			0.80			4.75	4.75	4.75	4.00	4.75					4.75
Judges Total Program Component Score (factored)															18.60

Deductions	0.00
-------------------	-------------

<< Downgraded jump x Credit for highlight distribution, base value multiplied by 1.1

Rank	Name	Nation	Starting Number	Total Segment Score	Total Element Score	Program Component Score (factored)	Total Deductions
4	Александра ФОМИНА		8	44.94	27.00	17.94	0.00

#	Executed Elements	Info	Base Value	GOE	J1	J2	J3	J4	J5	J6	J7	J8	J9	Ref	Scores of Panel
1	3S+2T		5.50	-0.23	0	0	-1	0	-1						5.27
2	3Lo		5.10	0.00	0	0	0	0	0						5.10
3	2A		3.30	0.33	0	1	1	0	1						3.63
4	FSSp4		3.00	0.50	1	1	1	1	1						3.50
5	CCoSp4		3.50	0.33	1	1	0	1	0						3.83
6	StSq2		2.60	0.50	1	1	1	1	1						3.10
7	LSp3		2.40	0.17	1	1	0	0	0						2.57
			25.40												27.00
Program Components			Factor												
Мастерство катания			0.80			4.50	4.25	4.50	4.50	4.50					4.50
Переходы			0.80			4.25	4.00	4.25	4.25	4.25					4.25
Исполнение			0.80			4.50	4.25	4.50	4.50	4.50					4.50
Хореография			0.80			4.75	3.75	4.50	4.75	4.75					4.67
Интерпретация			0.80			4.75	3.75	4.50	4.50	4.50					4.50
Judges Total Program Component Score (factored)															17.94

Deductions	0.00
-------------------	-------------

Открытое пер-во на призы Президента ФФКМ

1-Й СПОРТИВНЫЙ РАЗРЯД, ОДИНОЧНОЕ КАТАНИЕ (ДЕВУШКИ) КОРОТКАЯ ПРОГРАММА

JUD

Rank	Name	Nation	Starting Number	Total Segment Score	Total Element Score	Program Component Score (factored)	Total Deductions
5	Екатерина МИТРОФАНОВА		21	44.62	26.70	18.92	1.00

#	Executed Elements	Info	Base Value	GOE	J1	J2	J3	J4	J5	J6	J7	J8	J9	Ref	Scores of Panel
1	2A		3.30	0.33	1	1	1	0	0						3.63
2	3T+3T		8.20	-0.23	1	0	0	-1	-1						7.97
3	CCoSp1		2.00	0.50	1	1	1	1	1						2.50
4	3Lo		5.10	0.47	1	1	1	0	0						5.57
5	LSp4		2.70	0.33	1	1	0	1	0						3.03
6	FSSp2		2.30	0.00	0	0	0	0	1						2.30
7	StSq2		2.60	-0.90	-3	-3	-3	-3	-3						1.70
			26.20												26.70
	Program Components			Factor											
	Мастерство катания			0.80	5.25	5.25	4.75	4.25	4.50						4.83
	Переходы			0.80	5.00	5.25	4.50	4.00	4.25						4.58
	Исполнение			0.80	5.25	5.00	5.00	4.25	4.00						4.75
	Хореография			0.80	5.00	5.50	4.75	4.00	4.25						4.67
	Интерпретация			0.80	5.25	5.25	4.75	4.25	4.50						4.83
	Judges Total Program Component Score (factored)														18.92

Deductions	Falls: -1.00	-1.00
-------------------	--------------	--------------

Rank	Name	Nation	Starting Number	Total Segment Score	Total Element Score	Program Component Score (factored)	Total Deductions
6	Дарья ГАВРИЛОВА		1	41.88	24.74	17.14	0.00

#	Executed Elements	Info	Base Value	GOE	J1	J2	J3	J4	J5	J6	J7	J8	J9	Ref	Scores of Panel
1	2A		3.30	0.50	1	1	1	1	1						3.80
2	3S+2T		5.50	0.70	1	1	1	0	1						6.20
3	LSp3		2.40	0.33	0	0	1	1	1						2.73
4	FSSp1		2.00	0.17	1	1	0	0	0						2.17
5	StSq2		2.60	0.17	0	0	0	1	1						2.77
6	3T		4.51	x 0.23	0	1	1	0	0						4.74
7	CCoSp1		2.00	0.33	0	0	1	1	1						2.33
			22.31												24.74
	Program Components			Factor											
	Мастерство катания			0.80	4.25	4.50	4.50	4.50	4.00						4.42
	Переходы			0.80	4.00	4.25	4.25	4.00	3.75						4.08
	Исполнение			0.80	4.25	4.50	4.50	4.50	4.25						4.42
	Хореография			0.80	4.25	4.25	4.25	4.25	4.00						4.25
	Интерпретация			0.80	4.25	4.25	4.25	4.00	4.25						4.25
	Judges Total Program Component Score (factored)														17.14

Deductions		0.00
-------------------	--	-------------

x Credit for highlight distribution, base value multiplied by 1.1

Открытое пер-во на призы Президента ФФКМ

1-Й СПОРТИВНЫЙ РАЗРЯД, ОДИНОЧНОЕ КАТАНИЕ (ДЕВУШКИ) КОРОТКАЯ ПРОГРАММА

JUD

Rank	Name	Nation	Starting Number	Total Segment Score	Total Element Score	Program Component Score (factored)	Total Deductions
7	Елизавета КОЗЛОВА		13	40.70	23.44	17.26	0.00

#	Executed Elements	Info	Base Value	GOE	J1	J2	J3	J4	J5	J6	J7	J8	J9	Ref	Scores of Panel
1	2A		3.30	-0.33	-1	0	0	-1	-1						2.97
2	3T+2T		5.40	0.00	1	0	0	0	0						5.40
3	FSSp3		2.60	0.33	1	1	1	0	0						2.93
4	3Lo		5.10	-0.93	-1	-1	-2	-2	-1						4.17
5	LSp2		1.90	-0.20	0	0	-1	-1	-1						1.70
6	StSq2		2.60	0.00	1	0	0	0	0						2.60
7	CCoSp4		3.50	0.17	1	1	0	0	0						3.67
			24.40												23.44
	Program Components			Factor											
	Мастерство катания			0.80	4.75	4.50	4.50	4.50	4.00						4.50
	Переходы			0.80	4.50	4.50	4.25	4.25	3.75						4.33
	Исполнение			0.80	4.50	4.25	4.25	4.25	4.00						4.25
	Хореография			0.80	4.50	4.50	4.25	4.00	3.75						4.25
	Интерпретация			0.80	4.50	4.50	4.25	4.00	4.00						4.25
	Judges Total Program Component Score (factored)														17.26

Deductions	0.00
-------------------	-------------

Rank	Name	Nation	Starting Number	Total Segment Score	Total Element Score	Program Component Score (factored)	Total Deductions
8	Дарья КАПУСТИНА		24	40.52	22.92	18.60	1.00

#	Executed Elements	Info	Base Value	GOE	J1	J2	J3	J4	J5	J6	J7	J8	J9	Ref	Scores of Panel
1	2Lz		2.10	0.00	0	0	0	0	-1						2.10
2	FSSp4		3.00	0.50	1	0	1	1	1						3.50
3	StSq3		3.30	0.50	1	1	1	1	1						3.80
4	3Lo<+COMBO	<	3.96	x -2.10	-3	-3	-3	-3	-3						1.86
5	2A		3.63	x 0.50	1	2	1	1	1						4.13
6	CCoSp4		3.50	0.50	1	2	1	1	1						4.00
7	LSp4		2.70	0.83	1	2	2	2	1						3.53
			22.19												22.92
	Program Components			Factor											
	Мастерство катания			0.80	4.75	5.00	4.75	4.50	4.50						4.67
	Переходы			0.80	5.00	5.25	4.50	4.25	4.00						4.58
	Исполнение			0.80	4.75	4.75	4.75	4.25	4.25						4.58
	Хореография			0.80	4.75	5.00	4.50	4.75	4.00						4.67
	Интерпретация			0.80	4.75	5.00	4.75	4.75	4.25						4.75
	Judges Total Program Component Score (factored)														18.60

Deductions	Falls: -1.00	-1.00
-------------------	--------------	--------------

< Under-rotated jump x Credit for highlight distribution, base value multiplied by 1.1

Открытое пер-во на призы Президента ФФКМ

1-Й СПОРТИВНЫЙ РАЗРЯД, ОДИНОЧНОЕ КАТАНИЕ (ДЕВУШКИ) КОРОТКАЯ ПРОГРАММА

JUD

Rank	Name	Nation	Starting Number	Total Segment Score	Total Element Score	Program Component Score (factored)	Total Deductions
9	Дарья ПАНЕНКОВА		22	38.37	22.77	16.60	1.00

#	Executed Elements	Info	Base Value	GOE	J1	J2	J3	J4	J5	J6	J7	J8	J9	Ref	Scores of Panel
1	3F	e	5.30	-2.10	-3	-3	-3	-3	-3						3.20
2	3S<+2T	<	4.20	-1.40	-2	-2	-2	-2	-1						2.80
3	2A		3.30	0.00	0	0	0	0	0						3.30
4	CCoSp4		3.50	0.50	1	1	1	1	1						4.00
5	LSp4		2.70	0.50	1	1	1	1	1						3.20
6	StSq2		2.60	0.00	0	0	0	0	0						2.60
7	FSSp4		3.00	0.67	0	1	2	1	2						3.67
			24.60												22.77
Program Components			Factor												
Мастерство катания			0.80			4.25	4.25	4.25	4.25	4.25					4.25
Переходы			0.80			4.00	4.00	4.00	3.75	4.00					4.00
Исполнение			0.80			4.25	4.25	4.25	3.75	4.00					4.17
Хореография			0.80			4.00	4.00	4.25	4.00	4.25					4.08
Интерпретация			0.80			4.25	4.25	4.25	4.00	4.25					4.25
Judges Total Program Component Score (factored)															16.60

Deductions	Falls: -1.00	-1.00
-------------------	--------------	--------------

< Under-rotated jump e Jump take off with wrong edge

Rank	Name	Nation	Starting Number	Total Segment Score	Total Element Score	Program Component Score (factored)	Total Deductions
10	Наталья ШИЛОВА		12	37.70	22.56	16.14	1.00

#	Executed Elements	Info	Base Value	GOE	J1	J2	J3	J4	J5	J6	J7	J8	J9	Ref	Scores of Panel
1	3T+2T		5.40	-0.47	-1	0	-1	-1	0						4.93
2	3S	*	4.20	-2.10	-3	-3	-3	-3	-3						2.10
3	CCoSp4		3.50	0.67	0	1	2	2	1						4.17
4	2A	x	3.63	-1.00	-2	-2	-2	-2	-2						2.63
5	FSSp3		2.60	0.33	0	0	1	1	1						2.93
6	StSq2		2.60	0.00	0	0	0	0	0						2.60
7	LSp4		2.70	0.50	0	1	1	2	1						3.20
			24.63												22.56
Program Components			Factor												
Мастерство катания			0.80			4.25	4.25	4.25	4.50	4.00					4.25
Переходы			0.80			3.75	4.00	4.00	4.00	3.50					3.92
Исполнение			0.80			4.00	4.00	4.25	4.00	3.75					4.00
Хореография			0.80			3.75	4.00	4.00	4.25	4.00					4.00
Интерпретация			0.80			4.00	4.00	4.00	3.50	4.00					4.00
Judges Total Program Component Score (factored)															16.14

Deductions	Falls: -1.00	-1.00
-------------------	--------------	--------------

x Credit for highlight distribution, base value multiplied by 1.1

Открытое пер-во на призы Президента ФФКМ

1-Й СПОРТИВНЫЙ РАЗРЯД, ОДИНОЧНОЕ КАТАНИЕ (ДЕВУШКИ) КОРОТКАЯ ПРОГРАММА

JUD

Rank	Name	Nation	Starting Number	Total Segment Score	Total Element Score	Program Component Score (factored)	Total Deductions
11	Дарья ПАВЛЮЧЕНКО		2	36.11	21.03	16.08	1.00

#	Executed Elements	Info	Base Value	GOE	J1	J2	J3	J4	J5	J6	J7	J8	J9	Ref	Scores of Panel	
1	3Lz<<		2.10	-0.90	-3	-3	-3	-3	-3						1.20	
2	3T<+2T<		3.80	-0.93	-2	-2	-1	0	-1						2.87	
3	FSSp4		3.00	0.33	0	1	0	1	1						3.33	
4	2A		3.63	x 0.50	1	1	1	1	1						4.13	
5	CCoSp4		3.50	0.33	0	1	0	1	1						3.83	
6	LSp3		2.40	0.67	1	1	0	2	2						3.07	
7	StSq2		2.60	0.00	0	0	0	0	0						2.60	
			21.03												21.03	
Program Components			Factor													
Мастерство катания			0.80			4.00	4.25	4.25	4.00	3.75						4.08
Переходы			0.80			4.00	3.75	4.00	4.00	3.50						3.92
Исполнение			0.80			3.75	4.00	4.25	4.00	3.75						3.92
Хореография			0.80			4.25	4.25	4.25	4.00	4.00						4.17
Интерпретация			0.80			4.00	4.25	4.00	3.75	4.00						4.00
Judges Total Program Component Score (factored)																16.08

Deductions	Falls: -1.00	-1.00
-------------------	--------------	--------------

< Under-rotated jump << Downgraded jump x Credit for highlight distribution, base value multiplied by 1.1

Rank	Name	Nation	Starting Number	Total Segment Score	Total Element Score	Program Component Score (factored)	Total Deductions
12	София МАРЧЕНКО		19	34.54	19.20	15.34	0.00

#	Executed Elements	Info	Base Value	GOE	J1	J2	J3	J4	J5	J6	J7	J8	J9	Ref	Scores of Panel	
1	2Lz	e	2.10	-0.50	-1	-1	-2	-2	-2						1.60	
2	3T+2T		5.40	-1.40	-1	-2	-2	-2	-2						4.00	
3	LSp3		2.40	0.00	0	0	0	1	0						2.40	
4	2A		3.63	x -0.50	-1	-1	-1	-2	-1						3.13	
5	FSSp3		2.60	0.17	0	0	1	-2	1						2.77	
6	StSq1		1.80	0.00	0	0	0	0	0						1.80	
7	CCoSp4		3.50	0.00	0	0	1	0	0						3.50	
			21.43												19.20	
Program Components			Factor													
Мастерство катания			0.80			3.75	3.50	4.25	4.00	4.25						4.00
Переходы			0.80			3.75	3.50	3.75	3.75	3.75						3.75
Исполнение			0.80			4.00	3.50	4.00	4.00	3.75						3.92
Хореография			0.80			3.75	3.25	3.75	4.00	4.00						3.83
Интерпретация			0.80			3.75	3.50	3.50	3.75	4.00						3.67
Judges Total Program Component Score (factored)																15.34

Deductions		0.00
-------------------	--	-------------

x Credit for highlight distribution, base value multiplied by 1.1 e Jump take off with wrong edge

Открытое пер-во на призы Президента ФФКМ

1-Й СПОРТИВНЫЙ РАЗРЯД, ОДИНОЧНОЕ КАТАНИЕ (ДЕВУШКИ) КОРОТКАЯ ПРОГРАММА

JUD

Rank	Name	Nation	Starting Number	Total Segment Score	Total Element Score	Program Component Score (factored)	Total Deductions
13	София МИТИНА		15	33.01	18.33	14.68	0.00

#	Executed Elements	Info	Base Value	GOE	J1	J2	J3	J4	J5	J6	J7	J8	J9	Ref	Scores of Panel
1	2F		1.80	0.00	0	0	0	-1	0						1.80
2	2Lz+2Lo	e	3.90	-0.60	-2	-2	-2	-3	-2						3.30
3	FSSp4		3.00	0.00	0	0	1	0	0						3.00
4	StSq2		2.60	0.00	0	0	0	0	0						2.60
5	LSp1		1.50	0.00	0	0	0	0	1						1.50
6	2A	x	3.63	0.17	1	0	1	0	0						3.80
7	CCoSp1		2.00	0.33	1	0	1	0	1						2.33
			18.43												18.33
Program Components			Factor												
Мастерство катания			0.80			4.00	3.75	3.75	3.75	3.75					3.75
Переходы			0.80			3.75	3.50	3.50	3.50	3.50					3.50
Исполнение			0.80			3.50	3.75	3.75	3.25	3.75					3.67
Хореография			0.80			3.75	3.50	3.50	3.75	3.75					3.67
Интерпретация			0.80			3.75	3.75	3.75	3.75	3.75					3.75
Judges Total Program Component Score (factored)															14.68

Deductions	0.00
-------------------	-------------

x Credit for highlight distribution, base value multiplied by 1.1 e Jump take off with wrong edge

Rank	Name	Nation	Starting Number	Total Segment Score	Total Element Score	Program Component Score (factored)	Total Deductions
14	Дарья ВАСИЛЬЧЕНКО		3	32.69	17.57	16.12	1.00

#	Executed Elements	Info	Base Value	GOE	J1	J2	J3	J4	J5	J6	J7	J8	J9	Ref	Scores of Panel
1	3Lo<		3.60	-2.10	-3	-3	-3	-3	-3						1.50
2	2A		3.30	0.00	0	0	0	0	-1						3.30
3	FSSp3		2.60	0.17	0	1	1	0	0						2.77
4	3F<+COMBO	x	4.07	-2.10	-3	-3	-2	-3	-3						1.97
5	CCoSp4		3.50	0.33	1	1	1	0	0						3.83
6	StSq1		1.80	0.00	0	0	0	0	0						1.80
7	LSp3		2.40	0.00	0	0	0	0	0						2.40
			21.27												17.57
Program Components			Factor												
Мастерство катания			0.80			4.00	4.25	4.50	4.50	3.75					4.25
Переходы			0.80			3.75	4.00	4.25	4.50	4.00					4.08
Исполнение			0.80			3.75	4.25	4.00	4.00	4.00					4.00
Хореография			0.80			4.00	4.00	4.25	4.25	3.75					4.08
Интерпретация			0.80			3.75	3.75	3.75	4.25	3.75					3.75
Judges Total Program Component Score (factored)															16.12

Deductions	Falls: -1.00	-1.00
-------------------	--------------	--------------

< Under-rotated jump x Credit for highlight distribution, base value multiplied by 1.1

Открытое пер-во на призы Президента ФФКМ

1-Й СПОРТИВНЫЙ РАЗРЯД, ОДИНОЧНОЕ КАТАНИЕ (ДЕВУШКИ) КОРОТКАЯ ПРОГРАММА

JUD

Rank	Name	Nation	Starting Number	Total Segment Score	Total Element Score	Program Component Score (factored)	Total Deductions
15	Софья ГОРШЕНЕВА		17	30.34	16.20	14.14	0.00

#	Executed Elements	Info	Base Value	GOE	J1	J2	J3	J4	J5	J6	J7	J8	J9	Ref	Scores of Panel
1	2A<<	<<	1.10	-0.60	-3	-3	-3	-3	-3						0.50
2	2Lz+2T		3.40	0.00	0	0	0	0	0						3.40
3	3T<<	<<	1.30	-0.60	-3	-3	-3	-3	-2						0.70
4	LSp3		2.40	0.00	0	0	0	1	0						2.40
5	CCoSp4		3.50	0.33	0	0	1	1	1						3.83
6	StSq2		2.60	0.00	0	0	0	0	0						2.60
7	FSSp3		2.60	0.17	0	0	1	1	0						2.77
			16.90												16.20
	Program Components			Factor											
	Мастерство катания			0.80	3.50	3.50	3.75	3.75	4.25						3.67
	Переходы			0.80	3.25	3.25	3.50	4.25	3.75						3.50
	Исполнение			0.80	3.25	3.25	3.50	3.75	4.00						3.50
	Хореография			0.80	3.25	3.50	3.25	4.00	3.75						3.50
	Интерпретация			0.80	3.50	3.50	3.25	3.50	4.00						3.50
	Judges Total Program Component Score (factored)														14.14

Deductions	0.00
-------------------	-------------

<< Downgraded jump

Rank	Name	Nation	Starting Number	Total Segment Score	Total Element Score	Program Component Score (factored)	Total Deductions
16	Мария ОЛЕННИКОВА		20	29.69	17.17	14.52	2.00

#	Executed Elements	Info	Base Value	GOE	J1	J2	J3	J4	J5	J6	J7	J8	J9	Ref	Scores of Panel
1	2A<<	<<	1.10	-0.60	-3	-3	-3	-3	-3						0.50
2	3S<	<	2.90	-2.10	-3	-3	-3	-3	-3						0.80
3	FSSp4		3.00	0.00	-1	0	1	0	0						3.00
4	2Lz+2Lo		3.90	0.00	0	0	0	0	0						3.90
5	CCoSp4		3.50	0.00	0	0	0	0	1						3.50
6	LSp4		2.70	0.17	0	1	0	0	1						2.87
7	StSq2		2.60	0.00	0	0	0	0	0						2.60
			19.70												17.17
	Program Components			Factor											
	Мастерство катания			0.80	3.50	3.50	3.75	4.00	4.00						3.75
	Переходы			0.80	3.25	3.25	3.50	3.75	3.75						3.50
	Исполнение			0.80	3.50	3.50	3.75	3.50	4.00						3.58
	Хореография			0.80	3.25	3.50	4.00	4.00	4.00						3.83
	Интерпретация			0.80	3.25	3.50	3.50	3.50	4.25						3.50
	Judges Total Program Component Score (factored)														14.52

Deductions	Falls: -2.00	-2.00
-------------------	--------------	--------------

< Under-rotated jump << Downgraded jump

Открытое пер-во на призы Президента ФФКМ

1-Й СПОРТИВНЫЙ РАЗРЯД, ОДИНОЧНОЕ КАТАНИЕ (ДЕВУШКИ) КОРОТКАЯ ПРОГРАММА

JUD

Rank	Name	Nation	Starting Number	Total Segment Score	Total Element Score	Program Component Score (factored)	Total Deductions
17	Юлия БЕЛОВА		7	29.03	16.91	15.12	3.00

#	Executed Elements	Info	Base Value	GOE	J1	J2	J3	J4	J5	J6	J7	J8	J9	Ref	Scores of Panel
1	3S		4.20	-2.10	-3	-3	-3	-3	-3						2.10
2	2A		3.30	-1.50	-3	-3	-3	-3	-3						1.80
3	LSp3		2.40	0.00	0	0	0	0	0						2.40
4	3T+COMBO		4.51	x -2.10	-3	-3	-3	-3	-3						2.41
5	CCoSp3		3.00	0.00	0	0	1	0	0						3.00
6	StSq2		2.60	0.00	0	0	0	0	1						2.60
7	FSSp3		2.60	0.00	0	0	1	0	0						2.60
			22.61												16.91
Program Components			Factor												
	Мастерство катания			0.80	4.00	3.75	3.75	3.75	4.00						3.83
	Переходы			0.80	3.50	3.50	3.50	3.75	3.75						3.58
	Исполнение			0.80	3.50	3.25	4.00	4.00	3.50						3.67
	Хореография			0.80	4.00	3.75	4.00	4.00	4.00						4.00
	Интерпретация			0.80	4.00	3.75	3.75	3.75	4.00						3.83
Judges Total Program Component Score (factored)															15.12

Deductions	Falls: -3.00	-3.00
-------------------	--------------	--------------

x Credit for highlight distribution, base value multiplied by 1.1

Rank	Name	Nation	Starting Number	Total Segment Score	Total Element Score	Program Component Score (factored)	Total Deductions
18	Елизавета ХУДАЙБЕРДИЕВА		4	28.67	15.47	15.20	2.00

#	Executed Elements	Info	Base Value	GOE	J1	J2	J3	J4	J5	J6	J7	J8	J9	Ref	Scores of Panel
1	2A<	<	2.30	-1.50	-3	-3	-3	-3	-3						0.80
2	3S<	<	2.90	-2.10	-3	-3	-3	-3	-3						0.80
3	FSSp1		2.00	0.00	0	0	0	0	0						2.00
4	2Lz+2T		3.74	x 0.00	0	0	0	0	0						3.74
5	StSq2		2.60	0.00	0	0	0	0	1						2.60
6	LSp4		2.70	0.50	2	0	0	1	2						3.20
7	CCoSp1		2.00	0.33	1	0	0	1	1						2.33
			18.24												15.47
Program Components			Factor												
	Мастерство катания			0.80	4.00	4.00	4.00	4.00	4.00						4.00
	Переходы			0.80	3.75	3.50	3.50	3.50	3.75						3.58
	Исполнение			0.80	4.25	3.25	3.75	3.50	3.75						3.67
	Хореография			0.80	4.00	4.00	4.00	3.50	4.00						4.00
	Интерпретация			0.80	3.75	3.25	3.75	3.75	4.00						3.75
Judges Total Program Component Score (factored)															15.20

Deductions	Falls: -2.00	-2.00
-------------------	--------------	--------------

< Under-rotated jump x Credit for highlight distribution, base value multiplied by 1.1

Открытое пер-во на призы Президента ФФКМ

1-Й СПОРТИВНЫЙ РАЗРЯД, ОДИНОЧНОЕ КАТАНИЕ (ДЕВУШКИ) КОРОТКАЯ ПРОГРАММА

JUD

Rank	Name	Nation	Starting Number	Total Segment Score	Total Element Score	Program Component Score (factored)	Total Deductions
19	Вероника МОНАТ		5	27.68	13.76	15.92	2.00

#	Executed Elements	Info	Base Value	GOE	J1	J2	J3	J4	J5	J6	J7	J8	J9	Ref	Scores of Panel
1	3T		4.10	-2.10	-3	-3	-3	-3	-3						2.00
2	1A		1.10	-0.60	-3	-3	-3	-3	-3						0.50
3	FSSp1		2.00	0.00	0	0	1	0	0						2.00
4	StSqB		1.50	0.00	0	0	0	0	0						1.50
5	3Lo<	x	3.96	-2.10	-3	-3	-3	-3	-3						1.86
6	LSp3		2.40	0.50	1	1	1	0	1						2.90
7	CCoSp3		3.00	0.00	0	0	0	0	0						3.00
			18.06												13.76
Program Components			Factor												
Мастерство катания			0.80			4.00	4.00	4.25	4.25	4.00					4.08
Переходы			0.80			3.75	3.75	4.00	4.00	3.50					3.83
Исполнение			0.80			3.75	3.75	4.25	4.00	3.75					3.83
Хореография			0.80			4.25	4.00	4.00	4.00	4.00					4.00
Интерпретация			0.80			4.00	4.25	4.25	4.25	3.75					4.17
Judges Total Program Component Score (factored)															15.92

Deductions	Falls: -2.00	-2.00
-------------------	--------------	--------------

< Under-rotated jump x Credit for highlight distribution, base value multiplied by 1.1

Rank	Name	Nation	Starting Number	Total Segment Score	Total Element Score	Program Component Score (factored)	Total Deductions
20	Александра ШУБОЧКИНА		23	26.59	12.93	14.66	1.00

#	Executed Elements	Info	Base Value	GOE	J1	J2	J3	J4	J5	J6	J7	J8	J9	Ref	Scores of Panel
1	3S<+COMBO	<	2.90	-2.10	-3	-3	-3	-3	-3						0.80
2	2A<	<	2.30	-1.00	-2	-2	-2	-2	-2						1.30
3	FSSp4		3.00	0.00	1	0	0	0	0						3.00
4	1Lo		0.50	-0.30	-3	-3	-3	-3	-3						0.20
5	CCoSp1		2.00	0.00	0	0	0	0	1						2.00
6	StSq2		2.60	0.00	0	0	0	0	0						2.60
7	LSp4		2.70	0.33	0	0	1	2	1						3.03
			16.00												12.93
Program Components			Factor												
Мастерство катания			0.80			4.00	3.75	3.75	3.75	3.75					3.75
Переходы			0.80			3.75	3.25	3.75	4.00	3.75					3.75
Исполнение			0.80			3.50	3.50	3.50	3.50	3.50					3.50
Хореография			0.80			3.75	3.25	3.75	4.00	3.75					3.75
Интерпретация			0.80			3.50	3.50	3.50	3.75	4.00					3.58
Judges Total Program Component Score (factored)															14.66

Deductions	Falls: -1.00	-1.00
-------------------	--------------	--------------

< Under-rotated jump

Открытое пер-во на призы Президента ФФКМ

1-Й СПОРТИВНЫЙ РАЗРЯД, ОДИНОЧНОЕ КАТАНИЕ (ДЕВУШКИ) КОРОТКАЯ ПРОГРАММА

JUD

Rank	Name	Nation	Starting Number	Total Segment Score	Total Element Score	Program Component Score (factored)	Total Deductions
21	Варвара КОЛЫШКИНА		18	26.17	11.97	14.20	0.00

#	Executed Elements	Info	Base Value	GOE	J1	J2	J3	J4	J5	J6	J7	J8	J9	Ref	Scores of Panel
1	3Lo<	<	3.60	-1.40	-2	-2	-2	-2	-1						2.20
2	2S+COMBO		1.30	-0.60	-3	-3	-3	-3	-3						0.70
3	StSq1		1.80	0.00	0	0	0	0	0						1.80
4	CCoSp3		3.00	0.17	0	0	0	1	1						3.17
5	FSSp3		2.60	0.00	0	0	-1	0	1						2.60
6	A	x	0.00	0.00	-	-	-	-	-						0.00
7	LSp1		1.50	0.00	0	0	0	0	0						1.50
			13.80												11.97
	Program Components			Factor											
	Мастерство катания			0.80	3.75	3.50	3.50	3.75	4.00						3.67
	Переходы			0.80	3.75	3.25	3.25	3.50	3.75						3.50
	Исполнение			0.80	3.50	3.50	3.75	3.25	3.50						3.50
	Хореография			0.80	3.50	3.25	3.75	3.50	3.75						3.58
	Интерпретация			0.80	3.50	3.50	3.50	3.25	4.00						3.50
	Judges Total Program Component Score (factored)														14.20

Deductions	0.00
-------------------	-------------

< Under-rotated jump x Credit for highlight distribution, base value multiplied by 1.1

Rank	Name	Nation	Starting Number	Total Segment Score	Total Element Score	Program Component Score (factored)	Total Deductions
22	Елизавета БОТЯКОВА		6	26.05	12.11	14.94	1.00

#	Executed Elements	Info	Base Value	GOE	J1	J2	J3	J4	J5	J6	J7	J8	J9	Ref	Scores of Panel
1	3S<+COMBO		2.90	-2.10	-3	-3	-3	-3	-3						0.80
2	3Lo<<		1.80	-0.60	-2	-2	-2	-1	-2						1.20
3	LSp4		2.70	0.00	1	0	0	0	0						2.70
4	2A<<	x	1.21	-0.40	-2	-2	-2	-2	-2						0.81
5	FSSp1		2.00	-0.20	-2	-1	-1	0	0						1.80
6	StSq1		1.80	0.00	0	0	0	0	0						1.80
7	CCoSp3		3.00	0.00	0	-1	0	0	0						3.00
			15.41												12.11
	Program Components			Factor											
	Мастерство катания			0.80	4.00	3.75	3.75	4.00	4.00						3.92
	Переходы			0.80	3.50	3.50	3.50	3.50	3.50						3.50
	Исполнение			0.80	3.50	3.50	3.50	3.75	3.75						3.58
	Хореография			0.80	4.00	3.75	3.75	4.00	4.00						3.92
	Интерпретация			0.80	4.25	3.50	3.50	4.00	3.75						3.75
	Judges Total Program Component Score (factored)														14.94

Deductions	Falls: -1.00	-1.00
-------------------	--------------	--------------

< Under-rotated jump << Downgraded jump x Credit for highlight distribution, base value multiplied by 1.1

Открытое пер-во на призы Президента ФФКМ

1-Й СПОРТИВНЫЙ РАЗРЯД, ОДИНОЧНОЕ КАТАНИЕ (ДЕВУШКИ) КОРОТКАЯ ПРОГРАММА

JUD

Rank	Name	Nation	Starting Number	Total Segment Score	Total Element Score	Program Component Score (factored)	Total Deductions
23	Александра ЕГОРОВА		10	24.77	11.77	15.00	2.00

#	Executed Elements	Info	Base Value	GOE	J1	J2	J3	J4	J5	J6	J7	J8	J9	Ref	Scores of Panel
1	3Lo<<	<<	1.80	-0.90	-3	-3	-3	-3	-3						0.90
2	3S<+COMBO	<	2.90	-2.10	-3	-3	-3	-3	-3						0.80
3	2A		3.30	-1.33	-3	-3	-3	-2	-2						1.97
4	LSp		0.00	0.00	-	-	-	-	-						0.00
5	FSSp1		2.00	0.00	0	0	0	0	0						2.00
6	StSq2		2.60	0.00	0	0	0	0	0						2.60
7	CCoSp4		3.50	0.00	0	0	0	0	0						3.50
			16.10												11.77
	Program Components			Factor											
	Мастерство катания			0.80	3.75	4.00	3.75	4.00	3.75						3.83
	Переходы			0.80	4.00	4.00	3.50	3.50	3.50						3.67
	Исполнение			0.80	3.75	3.75	4.00	3.50	3.50						3.67
	Хореография			0.80	4.00	3.50	4.00	3.75	3.75						3.83
	Интерпретация			0.80	3.75	4.50	3.75	3.50	3.75						3.75
	Judges Total Program Component Score (factored)														15.00

Deductions	Falls: -2.00	-2.00
-------------------	--------------	--------------

< Under-rotated jump << Downgraded jump

printed: 17.10.2013 11:02:56

Открытое пер-во на призы Президента ФФКМ

1-Й СПОРТИВНЫЙ РАЗРЯД, ОДИНОЧНОЕ КАТАНИЕ (ДЕВУШКИ) ПРОИЗВОЛЬНАЯ ПРОГРАММА

Rank	Name	Nation	Starting Number	Total Segment Score	Total Element Score	Total Program Component Score (factored)	Total Deductions
1	Полина ЦУРСКАЯ		18	101.03	59.70	41.33	0.00

#	Executed Elements	Info	Base Value	GOE	J1	J2	J3	J4	J5	J6	J7	J8	J9	Ref	Scores of Panel	
1	3Lz+3T		10.10	0.47	0	0	1	1	1						10.57	
2	3F		5.30	0.47	0	0	1	1	1						5.77	
3	2A+3T+2T		8.70	0.70	1	1	1	2	1						9.40	
4	CCoSp4		3.50	0.33	1	1	1	0	0						3.83	
5	StSq3		3.30	0.50	1	1	1	1	1						3.80	
6	3Lz+2T		8.03	x 0.70	0	1	1	2	1						8.73	
7	3Lo<	<	3.96	x -1.87	-2	-3	-3	-2	-3						2.09	
8	FSSp4		3.00	0.50	1	1	1	1	1						3.50	
9	3S		4.62	x 0.23	0	1	0	0	1						4.85	
10	2A		3.63	x 0.50	0	1	1	1	1						4.13	
11	LSp4		2.70	0.33	1	1	1	0	0						3.03	
			56.84												59.70	
Program Components			Factor													
Мастерство катания			1.60			5.00	4.75	5.50	5.50	5.50						5.33
Переходы			1.60			4.50	4.50	5.25	5.50	5.50						5.08
Исполнение			1.60			5.00	5.00	5.50	5.25	5.25						5.17
Хореография			1.60			4.75	4.75	5.25	5.25	5.50						5.08
Интерпретация			1.60			4.75	4.75	5.25	5.50	5.50						5.17
Judges Total Program Component Score (factored)															41.33	

Deductions	0.00
-------------------	-------------

< Under-rotated jump x Credit for highlight distribution, base value multiplied by 1.1

Rank	Name	Nation	Starting Number	Total Segment Score	Total Element Score	Total Program Component Score (factored)	Total Deductions
2	Алина СОЛОВЬЕВА		23	86.46	47.46	40.00	1.00

#	Executed Elements	Info	Base Value	GOE	J1	J2	J3	J4	J5	J6	J7	J8	J9	Ref	Scores of Panel	
1	3Lo		5.10	-2.10	-3	-3	-3	-3	-3						3.00	
2	2A+2T		4.60	0.00	0	0	1	0	0						4.60	
3	3F		5.30	0.00	0	0	0	0	1						5.30	
4	3S		4.20	0.23	0	1	1	0	0						4.43	
5	FSSp4		3.00	0.33	1	1	1	-1	0						3.33	
6	StSq2		2.60	0.33	1	1	0	0	1						2.93	
7	3Lo+2T		7.04	x -1.40	-2	-2	-2	-2	-1						5.64	
8	FCCoSp3		3.00	0.50	1	1	1	1	1						3.50	
9	3S+2T		6.05	x 0.00	-1	0	0	0	0						6.05	
10	3T		4.51	x 0.00	0	0	0	0	0						4.51	
11	CCoSp4		3.50	0.67	2	1	1	0	2						4.17	
			48.90												47.46	
Program Components			Factor													
Мастерство катания			1.60			4.50	5.00	5.50	5.50	5.50						5.33
Переходы			1.60			4.75	4.50	5.25	5.00	5.25						5.00
Исполнение			1.60			4.50	4.75	5.25	5.00	5.25						5.00
Хореография			1.60			4.75	4.75	5.00	5.00	5.25						4.92
Интерпретация			1.60			4.75	4.75	4.75	4.75	5.25						4.75
Judges Total Program Component Score (factored)															40.00	

Deductions	Falls: -1.00	-1.00
-------------------	--------------	--------------

x Credit for highlight distribution, base value multiplied by 1.1

Открытое пер-во на призы Президента ФФКМ

1-Й СПОРТИВНЫЙ РАЗРЯД, ОДИНОЧНОЕ КАТАНИЕ (ДЕВУШКИ) ПРОИЗВОЛЬНАЯ ПРОГРАММА

Rank	Name	Nation	Starting Number	Total Segment Score	Total Element Score	Total Program Component Score (factored)	Total Deductions
3	Валерия МИХАЙЛОВА		20	84.76	45.96	38.80	0.00

#	Executed Elements	Info	Base Value	GOE	J1	J2	J3	J4	J5	J6	J7	J8	J9	Ref	Scores of Panel
1	3Lz+3T<<	<<	7.30	-1.40	-2	-2	-2	-2	-2						5.90
2	3F<+2T	<	5.00	-0.70	-1	-1	-1	-1	-1						4.30
3	3Lz<	<	4.20	-0.70	-2	-1	-1	-1	-1						3.50
4	3S		4.20	0.47	-1	1	1	1	0						4.67
5	3Lo		5.10	0.00	1	0	0	0	0						5.10
6	FSSp3		2.60	0.33	1	1	1	0	0						2.93
7	3F<	<	4.07	x -0.70	-1	-1	-1	-1	-1						3.37
8	2A+2T+2T		6.49	x 0.00	0	0	0	0	0						6.49
9	CCoSp3		3.00	0.17	1	1	0	0	0						3.17
10	StSq3		3.30	0.33	1	1	0	0	1						3.63
11	LSp3		2.40	0.50	1	1	1	1	1						2.90
			47.66												45.96
Program Components				Factor											
Мастерство катания				1.60	4.50	4.75	5.25	5.25	5.00						5.00
Переходы				1.60	4.25	4.50	5.00	5.00	4.75						4.75
Исполнение				1.60	4.50	4.75	5.00	5.00	5.00						4.92
Хореография				1.60	4.75	4.75	4.75	5.00	5.00						4.83
Интерпретация				1.60	4.50	4.75	4.75	4.75	4.75						4.75
Judges Total Program Component Score (factored)														38.80	

Deductions	0.00
-------------------	-------------

< Under-rotated jump << Downgraded jump x Credit for highlight distribution, base value multiplied by 1.1

Rank	Name	Nation	Starting Number	Total Segment Score	Total Element Score	Total Program Component Score (factored)	Total Deductions
4	Елисавета КОЗЛОВА		13	76.15	42.55	33.60	0.00

#	Executed Elements	Info	Base Value	GOE	J1	J2	J3	J4	J5	J6	J7	J8	J9	Ref	Scores of Panel
1	2A+2T+2T		5.90	-0.67	-2	-2	-1	-1	0						5.23
2	3F		5.30	-1.40	-3	-2	-2	-2	-2						3.90
3	LSp4		2.70	0.00	0	0	0	0	0						2.70
4	3S+2T		5.50	-0.23	-1	-1	0	0	0						5.27
5	3S		4.20	-2.10	-3	-3	-3	-3	-3						2.10
6	FSSp4		3.00	0.00	0	0	0	0	0						3.00
7	StSq2		2.60	0.00	0	0	0	0	0						2.60
8	3T+2T		5.94	x -0.47	-2	-1	-1	0	0						5.47
9	2A		3.63	x 0.17	0	0	1	1	0						3.80
10	3T		4.51	x 0.47	0	0	1	1	1						4.98
11	CCoSp4		3.50	0.00	0	0	0	0	0						3.50
			46.78												42.55
Program Components				Factor											
Мастерство катания				1.60	4.50	4.25	4.50	4.50	4.00						4.42
Переходы				1.60	4.25	4.00	4.00	4.25	4.00						4.08
Исполнение				1.60	4.00	4.00	4.25	4.25	4.00						4.08
Хореография				1.60	4.25	4.00	4.25	4.25	4.00						4.17
Интерпретация				1.60	4.25	4.25	4.25	4.50	4.00						4.25
Judges Total Program Component Score (factored)														33.60	

Deductions	0.00
-------------------	-------------

x Credit for highlight distribution, base value multiplied by 1.1

Открытое пер-во на призы Президента ФФКМ

1-Й СПОРТИВНЫЙ РАЗРЯД, ОДИНОЧНОЕ КАТАНИЕ (ДЕВУШКИ) ПРОИЗВОЛЬНАЯ ПРОГРАММА

Rank	Name	Nation	Starting Number	Total Segment Score	Total Element Score	Total Program Component Score (factored)	Total Deductions
5	Дарья ПАНЕНКОВА		16	73.04	38.64	34.40	0.00

#	Executed Elements	Info	Base Value	GOE	J1	J2	J3	J4	J5	J6	J7	J8	J9	Ref	Scores of Panel
1	2A+2T+2T		5.90	0.00	0	0	0	0	1						5.90
2	FSSp3		2.60	0.00	-1	0	0	0	0						2.60
3	CCoSp4		3.50	0.50	1	1	1	1	1						4.00
4	StSq2		2.60	0.00	0	0	0	0	0						2.60
5	3S<+2T	<	4.62	x -0.70	-2	-1	-1	-1	-1						3.92
6	FCCoSp4		3.50	0.00	1	0	0	0	0						3.50
7	3Lz<	<	4.62	x -1.40	-2	-2	-2	-2	-2						3.22
8	3F<+2T	<	5.50	x -0.70	-1	-1	-1	-1	-2						4.80
9	3S<	<	3.19	x -0.70	-2	-1	-1	-1	-1						2.49
10	2A		3.63	x 0.00	0	0	0	0	0						3.63
11	2F		1.98	x 0.00	0	0	0	0	0						1.98
			41.64												38.64
Program Components				Factor											
Мастерство катания				1.60	4.50	4.25	4.75	4.50	4.25						4.42
Переходы				1.60	4.25	4.00	4.25	4.50	4.25						4.25
Исполнение				1.60	4.00	4.25	4.50	4.25	4.25						4.25
Хореография				1.60	4.25	4.25	4.25	4.25	4.00						4.25
Интерпретация				1.60	4.00	4.50	4.50	4.50	4.00						4.33
Judges Total Program Component Score (factored)															34.40

Deductions	0.00
-------------------	-------------

< Under-rotated jump x Credit for highlight distribution, base value multiplied by 1.1

Rank	Name	Nation	Starting Number	Total Segment Score	Total Element Score	Total Program Component Score (factored)	Total Deductions
6	Дарья ГАВРИЛОВА		19	71.43	34.43	38.00	1.00

#	Executed Elements	Info	Base Value	GOE	J1	J2	J3	J4	J5	J6	J7	J8	J9	Ref	Scores of Panel
1	3Lo		5.10	-2.10	-3	-3	-2	-3	-3						3.00
2	2Lz		2.10	0.20	0	0	1	1	1						2.30
3	2A		3.30	0.17	0	0	1	-1	1						3.47
4	FSSp1		2.00	-0.30	-1	-1	-1	-1	-2						1.70
5	3S		4.20	-2.10	-3	-3	-3	-3	-3						2.10
6	2A+3T<<	<<	4.60	-1.00	-2	-2	-2	-2	-2						3.60
7	3T+2T		5.94	x 0.70	0	1	1	1	1						6.64
8	LSp4		2.70	0.50	1	1	1	1	1						3.20
9	StSq2		2.60	0.17	1	0	0	0	1						2.77
10	2F	e	1.98	x 0.00	-1	1	0	0	0						1.98
11	CCoSp4		3.50	0.17	1	0	1	0	0						3.67
			38.02												34.43
Program Components				Factor											
Мастерство катания				1.60	4.25	4.50	5.00	5.00	5.25						4.83
Переходы				1.60	4.00	4.00	4.75	5.00	5.00						4.58
Исполнение				1.60	4.00	4.25	5.25	5.25	5.25						4.92
Хореография				1.60	4.25	4.25	5.25	4.75	5.00						4.67
Интерпретация				1.60	4.50	4.50	5.00	4.75	5.00						4.75
Judges Total Program Component Score (factored)															38.00

Deductions	Falls: -1.00	-1.00
-------------------	--------------	--------------

<< Downgraded jump x Credit for highlight distribution, base value multiplied by 1.1 e Jump take off with wrong edge

Открытое пер-во на призы Президента ФФКМ

1-Й СПОРТИВНЫЙ РАЗРЯД, ОДИНОЧНОЕ КАТАНИЕ (ДЕВУШКИ) ПРОИЗВОЛЬНАЯ ПРОГРАММА

Rank	Name	Nation	Starting Number	Total Segment Score	Total Element Score	Total Program Component Score (factored)	Total Deductions
7	Варвара КОЛЫШКИНА		4	70.62	37.42	33.20	0.00

#	Executed Elements	Info	Base Value	GOE	J1	J2	J3	J4	J5	J6	J7	J8	J9	Ref	Scores of Panel
1	3T+1T		4.50	-1.40	-2	-2	-3	-2	-2						3.10
2	2A+2T+2T		5.90	-0.50	-1	0	-1	-1	-1						5.40
3	3Lo<		3.60	-0.93	-2	-1	-2	-1	-1						2.67
4	FSSp3		2.60	0.00	0	0	0	0	0						2.60
5	1F	x	0.55	-0.23	-1	-3	-1	-3	-3						0.32
6	LSp1		1.50	0.00	0	0	1	0	0						1.50
7	3S+2T	x	6.05	0.70	0	1	1	1	2						6.75
8	3S	x	4.62	0.23	-1	1	0	1	0						4.85
9	StSq2		2.60	0.00	0	0	0	0	0						2.60
10	2A	x	3.63	0.50	0	1	1	1	1						4.13
11	CCoSp3		3.00	0.50	1	1	1	1	0						3.50
			38.55												37.42
Program Components				Factor											
Мастерство катания				1.60	4.00	4.75	4.25	4.50	4.00						4.25
Переходы				1.60	3.75	4.25	4.00	4.00	3.75						3.92
Исполнение				1.60	3.50	4.50	4.00	4.25	4.25						4.17
Хореография				1.60	3.75	4.50	4.00	4.25	4.00						4.08
Интерпретация				1.60	3.25	4.50	4.25	4.50	4.25						4.33
Judges Total Program Component Score (factored)															33.20

Deductions	0.00
-------------------	-------------

< Under-rotated jump x Credit for highlight distribution, base value multiplied by 1.1

Rank	Name	Nation	Starting Number	Total Segment Score	Total Element Score	Total Program Component Score (factored)	Total Deductions
8	Наталья ШИЛОВА		15	69.20	37.61	33.59	2.00

#	Executed Elements	Info	Base Value	GOE	J1	J2	J3	J4	J5	J6	J7	J8	J9	Ref	Scores of Panel
1	2A+2T+2T		5.90	0.50	0	1	1	1	1						6.40
2	3T		4.10	-2.10	-3	-3	-3	-3	-3						2.00
3	3T+SEQ		3.28	-2.10	-3	-3	-3	-3	-3						1.18
4	3S		4.20	-0.47	-1	-1	-1	0	0						3.73
5	CCoSp4		3.50	0.83	2	2	1	1	2						4.33
6	StSq2		2.60	0.00	0	0	0	0	0						2.60
7	2Lz+2Lo	x	4.29	0.00	0	0	0	0	0						4.29
8	2A	x	3.63	-0.33	0	0	-1	-1	-1						3.30
9	FCCoSp4		3.50	0.50	1	1	1	1	1						4.00
10	2Lz	x	2.31	0.10	0	1	1	0	0						2.41
11	LSp4		2.70	0.67	2	1	2	1	1						3.37
			40.01												37.61
Program Components				Factor											
Мастерство катания				1.60	4.25	4.25	4.50	4.50	4.25						4.33
Переходы				1.60	4.25	4.00	4.00	4.25	4.00						4.08
Исполнение				1.60	4.00	4.00	4.50	4.25	4.00						4.08
Хореография				1.60	4.50	4.25	4.25	4.25	4.25						4.25
Интерпретация				1.60	4.00	4.25	4.50	4.50	4.00						4.25
Judges Total Program Component Score (factored)															33.59

Deductions	Falls: -2.00	-2.00
-------------------	--------------	--------------

x Credit for highlight distribution, base value multiplied by 1.1

Открытое пер-во на призы Президента ФФКМ

1-Й СПОРТИВНЫЙ РАЗРЯД, ОДИНОЧНОЕ КАТАНИЕ (ДЕВУШКИ) ПРОИЗВОЛЬНАЯ ПРОГРАММА

Rank	Name	Nation	Starting Number	Total Segment Score	Total Element Score	Total Program Component Score (factored)	Total Deductions
9	Юлия БЕЛОВА		8	67.56	33.22	35.34	1.00

#	Executed Elements	Info	Base Value	GOE	J1	J2	J3	J4	J5	J6	J7	J8	J9	Ref	Scores of Panel
1	1Lz		0.60	-0.20	0	-1	-2	-3	-3						0.40
2	2A		3.30	-1.00	-2	-2	-2	-2	-2						2.30
3	3S+2T		5.50	0.00	0	0	0	0	0						5.50
4	FSSp2		2.30	0.00	0	0	1	0	0						2.30
5	3S		4.20	-1.40	-2	-2	-2	-2	-1						2.80
6	2A+SEQ		2.64	-1.00	-2	-2	-2	-2	-2						1.64
7	3T		4.51	x -2.10	-3	-3	-3	-3	-3						2.41
8	CCoSp3		3.00	0.50	1	1	1	0	1						3.50
9	3T+2T+2T		7.37	x 0.00	0	0	1	0	0						7.37
10	StSq2		2.60	0.33	1	1	0	0	1						2.93
11	LSp2		1.90	0.17	0	1	0	0	1						2.07
			37.92												33.22
	Program Components			Factor											
	Мастерство катания			1.60	4.00	4.25	4.50	4.50	4.50						4.42
	Переходы			1.60	4.25	4.00	4.25	4.25	4.25						4.25
	Исполнение			1.60	4.25	4.00	4.50	4.50	4.50						4.42
	Хореография			1.60	4.50	4.25	4.75	4.25	4.75						4.50
	Интерпретация			1.60	4.50	4.50	4.50	4.25	4.50						4.50
	Judges Total Program Component Score (factored)														35.34

Deductions	Falls: -1.00	-1.00
-------------------	--------------	--------------

x Credit for highlight distribution, base value multiplied by 1.1

Rank	Name	Nation	Starting Number	Total Segment Score	Total Element Score	Total Program Component Score (factored)	Total Deductions
10	Дарья ПАВЛЮЧЕНКО		17	67.33	34.73	33.60	1.00

#	Executed Elements	Info	Base Value	GOE	J1	J2	J3	J4	J5	J6	J7	J8	J9	Ref	Scores of Panel
1	2A		3.30	0.50	0	1	1	1	1						3.80
2	3Lz<	<	4.20	-1.40	-2	-2	-2	-2	-2						2.80
3	3T+2T<	<	5.00	-0.70	-2	-1	-1	-1	-1						4.30
4	3S<+2T<	<	3.80	-1.17	-2	-2	-1	-1	-2						2.63
5	FSSp4		3.00	0.33	1	1	1	0	0						3.33
6	StSq2		2.60	0.00	1	0	0	0	0						2.60
7	3T<	<	3.19	x -2.10	-3	-3	-3	-3	-3						1.09
8	3S<	<	3.19	x -0.93	-2	-2	-1	-1	-1						2.26
9	2A+2T+2T<	<	6.05	x -0.50	-2	-1	-1	-1	-1						5.55
10	LSp4		2.70	0.67	3	2	1	1	1						3.37
11	CCoSp3		3.00	0.00	0	0	1	0	0						3.00
			40.03												34.73
	Program Components			Factor											
	Мастерство катания			1.60	4.25	4.25	4.50	4.50	4.25						4.33
	Переходы			1.60	4.00	3.75	4.25	0.25	4.00						3.92
	Исполнение			1.60	4.00	4.50	4.75	4.25	4.00						4.25
	Хореография			1.60	4.25	4.25	4.50	4.25	4.00						4.25
	Интерпретация			1.60	4.25	4.50	4.25	4.25	3.75						4.25
	Judges Total Program Component Score (factored)														33.60

Deductions	Falls: -1.00	-1.00
-------------------	--------------	--------------

< Under-rotated jump x Credit for highlight distribution, base value multiplied by 1.1

Открытое пер-во на призы Президента ФФКМ

1-Й СПОРТИВНЫЙ РАЗРЯД, ОДИНОЧНОЕ КАТАНИЕ (ДЕВУШКИ) ПРОИЗВОЛЬНАЯ ПРОГРАММА

Rank	Name	Nation	Starting Number	Total Segment Score	Total Element Score	Program Component Score (factored)	Total Deductions
11	Дарья ВАСИЛЬЧЕНКО		6	66.51	32.77	33.74	0.00

#	Executed Elements	Info	Base Value	GOE	J1	J2	J3	J4	J5	J6	J7	J8	J9	Ref	Scores of Panel
1	2A		3.30	0.50	0	1	1	1	1						3.80
2	3F<+2T	<	5.00	-0.47	-1	-2	0	-1	0						4.53
3	3Lo<	<	3.60	-0.70	-1	-1	-1	-1	0						2.90
4	3S		4.20	-0.93	-2	-2	-1	-1	0						3.27
5	FSSp4		3.00	0.00	0	0	0	0	0						3.00
6	3Lo<+SEQ	<	2.88	-1.40	-2	-2	-2	-2	-1						1.48
7	3S+2T+2T	x	7.48	-0.23	-1	0	0	0	-1						7.25
8	2A*+2T*	*	0.00	0.00	-	-	-	-	-						0.00
9	CCoSp1		2.00	0.17	1	0	1	0	0						2.17
10	StSq1		1.80	0.00	0	0	0	0	0						1.80
11	LSp3		2.40	0.17	1	1	0	0	0						2.57
			35.66												32.77
	Program Components			Factor											
	Мастерство катания			1.60	4.50	4.00	4.50	4.50	4.25						4.42
	Переходы			1.60	4.00	3.75	4.25	4.50	4.25						4.17
	Исполнение			1.60	3.75	4.25	4.25	4.25	4.25						4.25
	Хореография			1.60	4.25	4.00	4.25	4.00	4.00						4.08
	Интерпретация			1.60	3.50	4.25	4.25	4.25	4.00						4.17
	Judges Total Program Component Score (factored)														33.74

Deductions	0.00
-------------------	-------------

< Under-rotated jump * Invalid element x Credit for highlight distribution, base value multiplied by 1.1

Rank	Name	Nation	Starting Number	Total Segment Score	Total Element Score	Program Component Score (factored)	Total Deductions
12	Дарья КАПУСТИНА		12	66.45	32.71	35.74	2.00

#	Executed Elements	Info	Base Value	GOE	J1	J2	J3	J4	J5	J6	J7	J8	J9	Ref	Scores of Panel
1	2Lz		2.10	-0.10	0	0	-1	-1	0						2.00
2	3T+2T		5.40	0.70	1	1	1	2	1						6.10
3	3Lz		6.00	-2.10	-2	-3	-3	-3	-3						3.90
4	1S		0.40	-0.20	0	-1	-2	-3	-3						0.20
5	CCoSp4		3.50	0.00	0	1	0	0	0						3.50
6	FSSp4		3.00	0.33	1	1	0	1	0						3.33
7	StSq3		3.30	0.50	0	1	1	1	1						3.80
8	3Lo<	<	3.96	-2.10	-3	-3	-3	-3	-3						1.86
9	2S	x	1.43	-0.07	0	0	-1	-1	0						1.36
10	2A	x	3.63	0.33	1	0	1	1	0						3.96
11	LSp4		2.70	0.00	0	0	0	0	0						2.70
			35.42												32.71
	Program Components			Factor											
	Мастерство катания			1.60	4.75	4.50	4.75	4.75	4.50						4.67
	Переходы			1.60	4.50	4.25	4.50	4.50	4.50						4.50
	Исполнение			1.60	4.50	4.00	4.50	4.25	4.25						4.33
	Хореография			1.60	4.75	4.25	4.50	4.50	4.25						4.42
	Интерпретация			1.60	4.25	4.50	4.75	4.50	4.25						4.42
	Judges Total Program Component Score (factored)														35.74

Deductions	Falls: -2.00	-2.00
-------------------	--------------	--------------

< Under-rotated jump x Credit for highlight distribution, base value multiplied by 1.1

Открытое пер-во на призы Президента ФФКМ

1-Й СПОРТИВНЫЙ РАЗРЯД, ОДИНОЧНОЕ КАТАНИЕ (ДЕВУШКИ) ПРОИЗВОЛЬНАЯ ПРОГРАММА

Rank	Name	Nation	Starting Number	Total Segment Score	Total Element Score	Total Program Component Score (factored)	Total Deductions
13	Александра ШУБОЧКИНА		5	65.27	33.79	31.48	0.00

#	Executed Elements	Info	Base Value	GOE	J1	J2	J3	J4	J5	J6	J7	J8	J9	Ref	Scores of Panel
1	3S<+2T		4.20	-0.70	-1	-1	-1	-1	-1						3.50
2	2A+2T		4.60	0.00	0	0	0	0	0						4.60
3	FSSp3		2.60	0.17	1	1	0	0	0						2.77
4	StSq2		2.60	0.00	0	0	0	0	0						2.60
5	2A		3.63	x 0.00	0	0	0	0	0						3.63
6	3T<<		1.43	x -0.40	-2	-2	-3	-2	-2						1.03
7	2Lz+2T+2T		5.17	x 0.00	0	0	0	0	0						5.17
8	2F		1.98	x 0.00	0	0	0	0	0						1.98
9	2Lo		1.98	x 0.00	0	0	0	0	0						1.98
10	CCoSp4		3.50	0.00	0	1	0	0	0						3.50
11	LSp4		2.70	0.33	1	1	0	0	1						3.03
			34.39												33.79
	Program Components			Factor											
	Мастерство катания			1.60	4.00	4.50	3.75	3.75	4.00						3.92
	Переходы			1.60	3.75	4.25	4.00	4.00	3.75						3.92
	Исполнение			1.60	4.00	4.50	3.75	3.75	4.00						3.92
	Хореография			1.60	4.00	4.25	3.75	3.75	4.00						3.92
	Интерпретация			1.60	4.00	4.25	3.50	4.00	4.00						4.00
	Judges Total Program Component Score (factored)														31.48

Deductions	0.00
-------------------	-------------

< Under-rotated jump << Downgraded jump x Credit for highlight distribution, base value multiplied by 1.1

Rank	Name	Nation	Starting Number	Total Segment Score	Total Element Score	Total Program Component Score (factored)	Total Deductions
14	София МИТИНА		11	61.78	30.17	31.61	0.00

#	Executed Elements	Info	Base Value	GOE	J1	J2	J3	J4	J5	J6	J7	J8	J9	Ref	Scores of Panel
1	2A		3.30	0.50	0	1	1	1	1						3.80
2	2Lz+2Lo	e	3.90	-0.50	-2	-2	-2	-1	-1						3.40
3	2A+2T		4.60	0.50	0	1	1	1	1						5.10
4	LSp1		1.50	0.00	0	0	0	0	0						1.50
5	2Lz	e	2.10	-0.30	-2	-1	-1	-1	-1						1.80
6	2Lo+2T		3.10	0.00	-1	0	0	0	0						3.10
7	2F		1.80	0.30	0	1	1	1	1						2.10
8	FSSp3		2.60	0.17	0	0	1	1	0						2.77
9	StSq2		2.60	0.00	0	0	0	0	0						2.60
10	2F*+2Lo*	*	0.00	0.00	-	-	-	-	-						0.00
11	CCoSp4		3.50	0.50	1	1	1	1	1						4.00
			29.00												30.17
	Program Components			Factor											
	Мастерство катания			1.60	4.25	4.00	4.25	4.25	4.00						4.17
	Переходы			1.60	3.75	3.50	3.75	3.75	3.75						3.75
	Исполнение			1.60	3.75	4.00	4.25	4.00	4.00						4.00
	Хореография			1.60	4.00	3.75	4.00	4.00	3.75						3.92
	Интерпретация			1.60	3.75	4.00	4.00	4.00	3.75						3.92
	Judges Total Program Component Score (factored)														31.61

Deductions	0.00
-------------------	-------------

* Invalid element e Jump take off with wrong edge

Открытое пер-во на призы Президента ФФКМ

1-Й СПОРТИВНЫЙ РАЗРЯД, ОДИНОЧНОЕ КАТАНИЕ (ДЕВУШКИ) ПРОИЗВОЛЬНАЯ ПРОГРАММА

Rank	Name	Nation	Starting Number	Total Segment Score	Total Element Score	Total Program Component Score (factored)	Total Deductions
15	Александра ФОМИНА		22	61.50	26.56	38.94	4.00

#	Executed Elements	Info	Base Value	GOE	J1	J2	J3	J4	J5	J6	J7	J8	J9	Ref	Scores of Panel	
1	3T		4.10	-2.10	-3	-3	-3	-3	-3						2.00	
2	3Lo<		3.60	-0.70	-1	-1	-1	-1	-1						2.90	
3	3Lo<+SEQ		2.88	-2.10	-3	-3	-3	-3	-3						0.78	
4	FCCoSp4		3.50	0.50	1	1	1	1	1						4.00	
5	3S<+2T<+2Lo<		5.61	x -1.40	-2	-2	-2	-2	-2						4.21	
6	3S<+2T<		4.18	x -1.17	-2	-2	-1	-1	-2						3.01	
7	2A<		2.53	x -1.50	-3	-3	-3	-3	-3						1.03	
8	2A<		2.53	x -1.50	-3	-3	-3	-3	-3						1.03	
9	FSSp1		2.00	0.33	1	0	1	1	0						2.33	
10	StSq2		2.60	0.17	0	1	1	0	0						2.77	
11	CCoSp1		2.00	0.50	1	1	1	1	1						2.50	
			35.53												26.56	
Program Components				Factor												
Мастерство катания				1.60	4.50	4.75	5.00	5.25	5.25							5.00
Переходы				1.60	4.50	4.50	4.75	5.00	5.25							4.75
Исполнение				1.60	4.25	4.50	5.00	4.75	5.25							4.75
Хореография				1.60	4.75	4.75	5.00	5.00	5.00							4.92
Интерпретация				1.60	4.75	4.75	5.00	5.00	5.00							4.92
Judges Total Program Component Score (factored)																38.94

Deductions	Falls: -4.00	-4.00
-------------------	--------------	--------------

< Under-rotated jump x Credit for highlight distribution, base value multiplied by 1.1

Rank	Name	Nation	Starting Number	Total Segment Score	Total Element Score	Total Program Component Score (factored)	Total Deductions
16	Елизавета ХУДАЙБЕРДИЕВА		7	59.44	29.77	32.67	3.00

#	Executed Elements	Info	Base Value	GOE	J1	J2	J3	J4	J5	J6	J7	J8	J9	Ref	Scores of Panel	
1	2A<	<	2.30	-1.50	-3	-3	-3	-3	-3						0.80	
2	3T<	<	2.90	-2.10	-3	-3	-3	-3	-3						0.80	
3	CCoSp4		3.50	0.33	1	1	1	0	0						3.83	
4	3S<	<	2.90	-2.10	-3	-3	-3	-3	-3						0.80	
5	LSp4		2.70	0.67	2	2	1	1	0						3.37	
6	2Lz+2Lo+2Lo<<	<<	4.84	x -0.50	-2	-2	-1	-1	-2						4.34	
7	2F+2T		3.41	x 0.00	0	0	0	0	0						3.41	
8	2Lz+2Lo<	<	3.74	x -0.10	-1	-1	0	0	0						3.64	
9	2F		1.98	x 0.00	0	1	0	0	0						1.98	
10	FCCoSp4		3.50	0.00	0	0	1	0	0						3.50	
11	StSq3		3.30	0.00	-1	0	0	0	0						3.30	
			35.07												29.77	
Program Components				Factor												
Мастерство катания				1.60	4.25	4.25	4.25	4.25	3.75							4.25
Переходы				1.60	4.00	4.00	4.00	4.25	4.00							4.00
Исполнение				1.60	3.75	4.00	4.25	4.00	4.00							4.00
Хореография				1.60	4.00	4.25	4.25	4.00	4.25							4.17
Интерпретация				1.60	3.75	4.25	4.00	4.00	4.00							4.00
Judges Total Program Component Score (factored)																32.67

Deductions	Falls: -3.00	-3.00
-------------------	--------------	--------------

< Under-rotated jump << Downgraded jump x Credit for highlight distribution, base value multiplied by 1.1

Открытое пер-во на призы Президента ФФКМ

1-Й СПОРТИВНЫЙ РАЗРЯД, ОДИНОЧНОЕ КАТАНИЕ (ДЕВУШКИ) ПРОИЗВОЛЬНАЯ ПРОГРАММА

Rank	Name	Nation	Starting Number	Total Segment Score	Total Element Score	Total Program Component Score (factored)	Total Deductions
17	София МАРЧЕНКО		14	57.48	29.75	29.73	2.00

#	Executed Elements	Info	Base Value	GOE	J1	J2	J3	J4	J5	J6	J7	J8	J9	Ref	Scores of Panel
1	3T+2T		5.40	-0.70	-1	-1	-1	-1	-1						4.70
2	3S<<	<<	1.30	-0.60	-3	-3	-3	-3	-3						0.70
3	2A+2T		4.60	-0.83	-2	-2	-1	-1	-2						3.77
4	FCCoSp4		3.50	0.00	0	0	0	0	0						3.50
5	3T		4.10	-2.10	-3	-3	-3	-3	-3						2.00
6	2A<	<	2.53	x -0.50	-1	-1	-1	-1	-1						2.03
7	CCoSp4		3.50	0.00	0	0	1	0	-1						3.50
8	2Lz	e	2.31	x -0.10	-1	-1	0	0	0						2.21
9	2Lz+2Lo<	<	3.74	x -0.90	-3	-3	-3	-3	-3						2.84
10	StSq1		1.80	0.00	0	0	0	-1	0						1.80
11	LSp4		2.70	0.00	0	1	0	0	0						2.70
			35.48												29.75
Program Components				Factor											
Мастерство катания				1.60	4.25	4.25	4.00	4.00	4.00						4.08
Переходы				1.60	3.75	3.75	3.50	3.75	3.75						3.75
Исполнение				1.60	3.50	4.00	3.75	3.50	3.50						3.58
Хореография				1.60	4.25	3.75	3.50	3.50	3.75						3.67
Интерпретация				1.60	3.25	4.00	3.50	3.50	3.50						3.50
Judges Total Program Component Score (factored)															29.73

Deductions	Falls: -2.00	-2.00
-------------------	--------------	--------------

< Under-rotated jump << Downgraded jump x Credit for highlight distribution, base value multiplied by 1.1 e Jump take off with wrong edge

Rank	Name	Nation	Starting Number	Total Segment Score	Total Element Score	Total Program Component Score (factored)	Total Deductions
18	Вероника МОНАТ		3	53.50	24.83	32.67	4.00

#	Executed Elements	Info	Base Value	GOE	J1	J2	J3	J4	J5	J6	J7	J8	J9	Ref	Scores of Panel
1	3Lo<<		1.80	-0.90	-3	-3	-3	-3	-3						0.90
2	3S		4.20	-2.10	-3	-3	-3	-3	-3						2.10
3	2Lz+2T		3.40	0.00	0	0	0	0	0						3.40
4	LSp3		2.40	0.50	1	0	1	1	1						2.90
5	3T		4.51	x -2.10	-3	-3	-3	-3	-3						2.41
6	1A		1.21	x 0.20	1	1	1	1	1						1.41
7	FSSp3		2.60	0.17	0	0	1	1	0						2.77
8	StSq1		1.80	0.50	1	0	1	1	1						2.30
9	3T<+SEQ		2.55	x -2.10	-3	-3	-3	-3	-3						0.45
10	2S+2T		2.86	x 0.00	0	0	0	0	0						2.86
11	CCoSp3		3.00	0.33	0	0	1	1	1						3.33
			30.33												24.83
Program Components				Factor											
Мастерство катания				1.60	4.25	4.00	4.00	4.25	4.50						4.17
Переходы				1.60	3.75	4.00	4.25	4.00	4.00						4.00
Исполнение				1.60	3.25	3.75	4.25	4.50	4.00						4.00
Хореография				1.60	4.00	4.00	4.00	4.50	4.25						4.08
Интерпретация				1.60	3.75	4.25	4.00	4.25	4.25						4.17
Judges Total Program Component Score (factored)															32.67

Deductions	Falls: -4.00	-4.00
-------------------	--------------	--------------

< Under-rotated jump << Downgraded jump x Credit for highlight distribution, base value multiplied by 1.1

Открытое пер-во на призы Президента ФФКМ

1-Й СПОРТИВНЫЙ РАЗРЯД, ОДИНОЧНОЕ КАТАНИЕ (ДЕВУШКИ) ПРОИЗВОЛЬНАЯ ПРОГРАММА

Rank	Name	Nation	Starting Number	Total Segment Score	Total Element Score	Total Program Component Score (factored)	Total Deductions
19	Софья ГОРШЕНЕВА		9	52.74	25.68	29.06	2.00

#	Executed Elements	Info	Base Value	GOE	J1	J2	J3	J4	J5	J6	J7	J8	J9	Ref	Scores of Panel
1	2A<<	<<	1.10	-0.60	-3	-3	-3	-3	-3						0.50
2	3T<<	<<	1.30	-0.60	-3	-3	-3	-3	-3						0.70
3	2Lo		1.80	0.00	0	0	0	0	0						1.80
4	3S<<	<<	1.30	-0.53	-2	-2	-3	-3	-3						0.77
5	LSp3		2.40	0.00	1	0	0	0	0						2.40
6	2Lz<+2T	<	2.80	-0.60	-2	-2	-1	-2	-3						2.20
7	2F+2T	x	3.41	-0.20	-1	0	0	-1	-1						3.21
8	CCoSp4		3.50	0.17	1	1	0	0	0						3.67
9	2Lz+2T+2T<	<	4.73	-0.40	-2	-2	-1	-1	-1						4.33
10	FCCoSp4		3.50	0.00	0	1	0	0	0						3.50
11	StSq2		2.60	0.00	0	0	0	0	0						2.60
			28.44												25.68
Program Components				Factor											
Мастерство катания				1.60	4.00	3.75	3.75	3.50	3.75						3.75
Переходы				1.60	4.00	3.50	3.25	3.50	3.75						3.58
Исполнение				1.60	3.50	3.75	3.50	3.25	4.00						3.58
Хореография				1.60	4.25	3.75	3.25	3.25	4.00						3.67
Интерпретация				1.60	3.75	4.00	3.25	3.25	3.75						3.58
Judges Total Program Component Score (factored)															29.06

Deductions	Falls: -2.00	-2.00
-------------------	--------------	--------------

< Under-rotated jump << Downgraded jump x Credit for highlight distribution, base value multiplied by 1.1

Rank	Name	Nation	Starting Number	Total Segment Score	Total Element Score	Total Program Component Score (factored)	Total Deductions
20	Мария ОЛЕННИКОВА		10	51.22	24.29	30.93	4.00

#	Executed Elements	Info	Base Value	GOE	J1	J2	J3	J4	J5	J6	J7	J8	J9	Ref	Scores of Panel
1	2A<<	<<	1.10	-0.60	-3	-3	-3	-3	-3						0.50
2	2Lo		1.80	0.00	0	1	0	0	0						1.80
3	3S<<	<<	1.30	-0.60	-3	-3	-3	-3	-3						0.70
4	FCCoSp4		3.50	-0.10	0	0	0	-1	-1						3.40
5	2A<+2T	<	3.60	-0.50	-2	-1	-1	-1	-1						3.10
6	LSp2		1.90	-0.10	0	0	0	-1	-1						1.80
7	StSq2		2.60	0.00	0	0	0	-1	0						2.60
8	3S<<+SEQ	<<	1.14	-0.60	-3	-3	-3	-3	-2						0.54
9	2Lz+2Lo+2Lo<<	<<	4.84	-0.90	-3	-3	-3	-3	-3						3.94
10	2Lz	x	2.31	0.10	0	1	0	0	1						2.41
11	CCoSp4		3.50	0.00	0	1	0	0	0						3.50
			27.59												24.29
Program Components				Factor											
Мастерство катания				1.60	4.00	4.00	4.00	4.00	3.75						4.00
Переходы				1.60	4.00	3.75	3.50	4.00	3.75						3.83
Исполнение				1.60	3.25	4.00	4.00	3.75	3.75						3.83
Хореография				1.60	4.25	4.25	3.75	3.75	3.50						3.92
Интерпретация				1.60	3.75	4.25	3.75	3.75	3.50						3.75
Judges Total Program Component Score (factored)															30.93

Deductions	Falls: -4.00	-4.00
-------------------	--------------	--------------

< Under-rotated jump << Downgraded jump x Credit for highlight distribution, base value multiplied by 1.1

Открытое пер-во на призы Президента ФФКМ

1-Й СПОРТИВНЫЙ РАЗРЯД, ОДИНОЧНОЕ КАТАНИЕ (ДЕВУШКИ) ПРОИЗВОЛЬНАЯ ПРОГРАММА

Rank	Name	Nation	Starting Number	Total Segment Score	Total Element Score	Total Program Component Score (factored)	Total Deductions
21	Александра ЕГОРОВА		2	50.94	25.20	27.74	2.00

#	Executed Elements	Info	Base Value	GOE	J1	J2	J3	J4	J5	J6	J7	J8	J9	Ref	Scores of Panel
1	3S		4.20	-2.10	-3	-3	-3	-3	-3						2.10
2	3S+SEQ		3.36	-2.10	-3	-3	-3	-3	-3						1.26
3	3Lo<<		1.80	-0.90	-3	-3	-3	-3	-3						0.90
4	FSSp3		2.60	0.00	0	0	0	1	0						2.60
5	2Lz	e	2.10	-0.10	0	0	0	-1	-1						2.00
6	2A+2T		5.06	x -1.00	-2	-2	-2	-1	-2						4.06
7	LSp3		2.40	0.00	0	0	0	0	0						2.40
8	StSq2		2.60	0.00	0	0	1	0	0						2.60
9	2F+1Lo+2Lo+SEQ		3.17	x -0.10	-1	0	0	0	-1						3.07
10	2Lz	e	2.31	x -0.10	0	0	0	-1	-1						2.21
11	CCoSp1		2.00	0.00	0	0	0	0	-1						2.00
			31.60												25.20
	Program Components			Factor											
	Мастерство катания			1.60	3.75	3.75	3.00	3.75	3.75						3.75
	Переходы			1.60	3.25	3.50	3.00	3.25	3.50						3.33
	Исполнение			1.60	3.50	3.25	3.00	3.50	3.50						3.42
	Хореография			1.60	3.50	3.25	3.00	3.50	3.50						3.42
	Интерпретация			1.60	3.25	3.25	3.50	3.50	3.75						3.42
	Judges Total Program Component Score (factored)														27.74

Deductions	Time violation: -1.00	Falls: -1.00	-2.00
-------------------	-----------------------	--------------	--------------

<< Downgraded jump x Credit for highlight distribution, base value multiplied by 1.1 e Jump take off with wrong edge

Rank	Name	Nation	Starting Number	Total Segment Score	Total Element Score	Total Program Component Score (factored)	Total Deductions
22	Елизавета БОТЯКОВА		1	48.68	22.55	28.13	2.00

#	Executed Elements	Info	Base Value	GOE	J1	J2	J3	J4	J5	J6	J7	J8	J9	Ref	Scores of Panel
1	3T<+2T	<	4.20	-0.70	-1	-1	-1	-1	0						3.50
2	3Lo<	<	3.60	-2.10	-3	-3	-3	-3	-3						1.50
3	3S<<	<<	1.30	-0.40	-2	-2	-2	-2	0						0.90
4	2A<	<	2.30	-1.33	-3	-3	-2	-2	-3						0.97
5	FSSp4		3.00	0.00	0	0	0	0	0						3.00
6	LSp4		2.70	0.17	1	1	0	0	0						2.87
7	StSq1		1.80	0.00	0	0	0	0	0						1.80
8	2F+2T		3.41	x 0.00	0	1	0	0	0						3.41
9	CCoSp4		3.50	0.00	0	1	0	0	0						3.50
10	3S<<	<<	1.43	x -0.33	-2	-2	-2	-1	-1						1.10
11	1A<<	<<	0.00	x 0.00	-	-	-	-	-						0.00
12	2A<+2T*	*	0.00	0.00	-	-	-	-	-						0.00
			27.24												22.55
	Program Components			Factor											
	Мастерство катания			1.60	3.75	4.00	3.50	3.50	3.25						3.58
	Переходы			1.60	3.75	3.75	3.25	3.25	3.50						3.50
	Исполнение			1.60	3.25	3.75	3.25	3.50	3.75						3.50
	Хореография			1.60	3.75	4.00	3.50	3.25	3.50						3.58
	Интерпретация			1.60	3.25	4.00	3.50	3.25	3.50						3.42
	Judges Total Program Component Score (factored)														28.13

Deductions	Falls: -2.00	-2.00
-------------------	--------------	--------------

< Under-rotated jump << Downgraded jump * Invalid element x Credit for highlight distribution, base value multiplied by 1.1

Открытое пер-во на призы Президента ФФКМ

RESULTS

1-Й СПОРТИВНЫЙ РАЗРЯД, ОДИНОЧНОЕ КАТАНИЕ (ЮНОШИ) FINAL RESULT

Pl.	Name	Nation	Total Score	КП	ПП
1	Иван ЕГОРОВ Самбо-70		145,62	1	3
2	Илья СКИРДА Самбо-70		143,76	2	4
3	Андрей ЛЕВИН Самбо-70		141,26	5	1
4	Михаил КОРОТОВ Самбо-70		139,30	4	2
5	Георгий КУНИЦА СДЮСШОР "Москвич"		137,10	3	5
6	Владимир ЛИТВИНЦЕВ СДЮСШОР «Воробьевы Горы»		125,07	7	6
7	Дмитрий ЕВГЕНЬЕВ СДЮСШОР "Москвич"		124,06	8	7
8	Леонид ОКИН СДЮСШОР «Воробьевы Горы»		115,20	6	8
9	Даниил ШВЕЦОВ ЦСКА		99,35	9	9
10	Даниил АЛЕКСЕЕВ ГБОУ МССУОР №4		92,32	10	11
11	Никита ВЕТРЯНЮК Самбо-70		90,08	11	10

Ирина АПАХИНА МОС
Referee



Дарья БАРАНОВА МОС
Technical Controller



Открытое пер-во на призы Президента ФФКМ

1-Й СПОРТИВНЫЙ РАЗРЯД, ОДИНОЧНОЕ КАТАНИЕ (ЮНОШИ) КОРОТКАЯ ПРОГРАММА

JUDG

Rank	Name	Nation	Starting Number	Total Segment Score	Total Element Score	Program Component Score (factored)	Total Deductions
1	Иван ЕГОРОВ		3	54.43	31.09	23.34	0.00

#	Executed Elements	Info	Base Value	GOE	J1	J2	J3	J4	J5	J6	J7	J8	J9	Ref	Scores of Panel
1	StSq3		3.30	0.33	0	0	1	1	1						3.63
2	3Lo		5.10	0.70	1	1	1	1	0						5.80
3	CCSp3		2.80	0.33	0	1	1	1	0						3.13
4	3T+3T<	<	7.70	x -0.47	-1	0	0	-1	-1						7.23
5	FSSp4		3.00	0.17	1	0	0	1	0						3.17
6	2A		3.63	x 0.50	0	1	1	1	1						4.13
7	CCoSp4		3.50	0.50	0	1	1	1	1						4.00
			29.03												31.09
	Program Components			Factor											
	Skating Skills			1.00	4.75	4.50	5.00	4.75	4.50						4.67
	Transitions/Linking Footwork/Movement			1.00	4.50	4.50	4.50	4.50	4.00						4.50
	Performance/Execution			1.00	4.75	4.50	4.75	5.00	4.25						4.67
	Choreography/Composition			1.00	4.75	4.75	4.75	5.00	4.50						4.75
	Interpretation			1.00	4.75	4.75	5.00	4.75	4.50						4.75
	Judges Total Program Component Score (factored)														23.34

Deductions	0.00
-------------------	-------------

< Under-rotated jump x Credit for highlight distribution, base value multiplied by 1.1

Rank	Name	Nation	Starting Number	Total Segment Score	Total Element Score	Program Component Score (factored)	Total Deductions
2	Илья СКИРДА		11	53.62	29.53	24.09	0.00

#	Executed Elements	Info	Base Value	GOE	J1	J2	J3	J4	J5	J6	J7	J8	J9	Ref	Scores of Panel
1	3Lo		5.10	0.00	0	0	0	0	0						5.10
2	FSSp4		3.00	0.50	1	1	1	1	2						3.50
3	3S+2T		5.50	0.70	1	1	1	1	1						6.20
4	2A		3.63	x 0.50	1	0	1	1	1						4.13
5	CCSp3		2.80	0.00	0	0	0	0	0						2.80
6	StSq3		3.30	0.50	1	1	1	1	1						3.80
7	CCoSp4		3.50	0.50	1	1	1	1	1						4.00
			26.83												29.53
	Program Components			Factor											
	Skating Skills			1.00	5.00	4.75	5.00	5.00	4.75						4.92
	Transitions/Linking Footwork/Movement			1.00	4.75	4.75	4.75	4.50	4.50						4.67
	Performance/Execution			1.00	4.75	5.00	5.00	5.00	4.50						4.92
	Choreography/Composition			1.00	4.50	4.75	4.75	4.75	4.75						4.75
	Interpretation			1.00	4.75	4.75	5.00	4.75	5.00						4.83
	Judges Total Program Component Score (factored)														24.09

Deductions	0.00
-------------------	-------------

x Credit for highlight distribution, base value multiplied by 1.1

Открытое пер-во на призы Президента ФФКМ

1-Й СПОРТИВНЫЙ РАЗРЯД, ОДИНОЧНОЕ КАТАНИЕ (ЮНОШИ) КОРОТКАЯ ПРОГРАММА

JUDG

Rank	Name	Nation	Starting Number	Total Segment Score	Total Element Score	Program Component Score (factored)	Total Deductions
3	Георгий КУНИЦА		4	47.01	25.26	22.75	1.00

#	Executed Elements	Info	Base Value	GOE	J1	J2	J3	J4	J5	J6	J7	J8	J9	Ref	Scores of Panel
1	3Lo<<	<<	1.80	-0.90	-3	-3	-3	-3	-3						0.90
2	3T+2T		5.40	0.00	0	0	0	0	1						5.40
3	CCSp4		3.20	0.33	1	0	1	1	0						3.53
4	2A	x	3.63	0.50	1	0	1	1	2						4.13
5	CCoSp4		3.50	0.50	1	1	1	1	1						4.00
6	StSq3		3.30	0.50	1	1	1	1	1						3.80
7	FSSp4		3.00	0.50	1	1	1	2	1						3.50
			23.83												25.26
Program Components				Factor											
	Skating Skills			1.00	4.75	4.50	4.50	4.75	4.50						4.58
	Transitions/Linking Footwork/Movement			1.00	4.50	4.50	4.75	4.50	4.00						4.50
	Performance/Execution			1.00	4.50	4.50	4.75	4.50	4.25						4.50
	Choreography/Composition			1.00	4.50	4.75	4.75	4.75	4.50						4.67
	Interpretation			1.00	4.50	4.50	4.50	4.75	4.50						4.50
Judges Total Program Component Score (factored)															22.75

Deductions	Falls: -1.00	-1.00
-------------------	--------------	--------------

<< Downgraded jump x Credit for highlight distribution, base value multiplied by 1.1

Rank	Name	Nation	Starting Number	Total Segment Score	Total Element Score	Program Component Score (factored)	Total Deductions
4	Михаил КОРОТОВ		5	44.79	23.63	22.16	1.00

#	Executed Elements	Info	Base Value	GOE	J1	J2	J3	J4	J5	J6	J7	J8	J9	Ref	Scores of Panel
1	3S		4.20	-0.70	-1	-1	-1	-1	-1						3.50
2	3Lo+2T		6.40	0.70	1	1	1	0	1						7.10
3	CCoSp4		3.50	0.50	1	0	1	1	1						4.00
4	2A	x	3.63	-1.50	-3	-3	-3	-3	-3						2.13
5	CCSp2		2.30	0.00	0	0	-1	0	0						2.30
6	StSq2		2.60	0.00	1	0	0	0	0						2.60
7	FSSp1		2.00	0.00	1	0	0	0	0						2.00
			24.63												23.63
Program Components				Factor											
	Skating Skills			1.00	4.75	4.75	4.75	4.75	4.75						4.75
	Transitions/Linking Footwork/Movement			1.00	4.50	4.25	4.25	4.00	4.25						4.25
	Performance/Execution			1.00	4.25	4.50	4.50	4.25	4.25						4.33
	Choreography/Composition			1.00	4.50	4.25	4.25	4.25	4.50						4.33
	Interpretation			1.00	4.50	4.50	4.50	4.00	4.50						4.50
Judges Total Program Component Score (factored)															22.16

Deductions	Falls: -1.00	-1.00
-------------------	--------------	--------------

x Credit for highlight distribution, base value multiplied by 1.1

Открытое пер-во на призы Президента ФФКМ

1-Й СПОРТИВНЫЙ РАЗРЯД, ОДИНОЧНОЕ КАТАНИЕ (ЮНОШИ) КОРОТКАЯ ПРОГРАММА

JUDG

Rank	Name	Nation	Starting Number	Total Segment Score	Total Element Score	Program Component Score (factored)	Total Deductions
5	Андрей ЛЕВИН		6	43.75	23.25	21.50	1.00

#	Executed Elements	Info	Base Value	GOE	J1	J2	J3	J4	J5	J6	J7	J8	J9	Ref	Scores of Panel
1	2A		3.30	0.50	1	1	1	0	1						3.80
2	3S+2T		5.50	0.47	1	1	1	0	-1						5.97
3	CCSp1		2.00	0.00	1	0	0	0	0						2.00
4	CCoSp4		3.50	0.17	1	1	0	0	0						3.67
5	3T	x	4.51	-1.40	-2	-2	-2	-2	-2						3.11
6	StSq2		2.60	0.00	1	0	0	0	0						2.60
7	FSSp4		3.00	-0.90	-3	-3	-3	-3	-3						2.10
			24.41												23.25
Program Components			Factor												
Skating Skills			1.00			4.75	4.50	4.50	4.50	4.25					4.50
Transitions/Linking Footwork/Movement			1.00			4.50	4.25	4.25	3.75	4.00					4.17
Performance/Execution			1.00			4.50	4.25	4.00	3.75	4.00					4.08
Choreography/Composition			1.00			4.75	4.50	4.25	4.25	4.25					4.33
Interpretation			1.00			4.50	4.50	4.50	4.00	4.25					4.42
Judges Total Program Component Score (factored)															21.50

Deductions	Falls: -1.00	-1.00
-------------------	--------------	--------------

x Credit for highlight distribution, base value multiplied by 1.1

Rank	Name	Nation	Starting Number	Total Segment Score	Total Element Score	Program Component Score (factored)	Total Deductions
6	Леонид ОКИН		8	43.62	21.86	21.76	0.00

#	Executed Elements	Info	Base Value	GOE	J1	J2	J3	J4	J5	J6	J7	J8	J9	Ref	Scores of Panel
1	3Lo		5.10	0.00	1	0	1	-2	-1						5.10
2	3F<+2T	<	5.00	-0.93	-2	-2	-1	-1	-1						4.07
3	CCSp2		2.30	0.00	1	0	0	0	0						2.30
4	2A	x	3.63	0.00	1	0	0	0	0						3.63
5	CCoSp4		3.50	0.33	0	0	1	1	1						3.83
6	FSSp		0.00	0.00	-	-	-	-	-						0.00
7	StSq2		2.60	0.33	1	0	1	1	0						2.93
			22.13												21.86
Program Components			Factor												
Skating Skills			1.00			4.50	4.50	4.50	4.25	4.25					4.42
Transitions/Linking Footwork/Movement			1.00			4.25	4.25	4.25	3.75	4.00					4.17
Performance/Execution			1.00			4.50	4.50	4.75	4.25	4.00					4.42
Choreography/Composition			1.00			4.25	4.25	4.50	4.50	4.00					4.33
Interpretation			1.00			4.50	4.50	4.50	4.00	4.25					4.42
Judges Total Program Component Score (factored)															21.76

Deductions		0.00
-------------------	--	-------------

< Under-rotated jump x Credit for highlight distribution, base value multiplied by 1.1

Открытое пер-во на призы Президента ФФКМ

1-Й СПОРТИВНЫЙ РАЗРЯД, ОДИНОЧНОЕ КАТАНИЕ (ЮНОШИ) КОРОТКАЯ ПРОГРАММА

JUDG

Rank	Name	Nation	Starting Number	Total Segment Score	Total Element Score	Program Component Score (factored)	Total Deductions
7	Владимир ЛИТВИНЦЕВ		9	43.02	22.77	20.25	0.00

#	Executed Elements	Info	Base Value	GOE	J1	J2	J3	J4	J5	J6	J7	J8	J9	Ref	Scores of Panel	
1	3Lz+2T	e	7.30	-1.40	-2	-2	-2	-2	-2						5.90	
2	3Lo<	<	3.60	-0.93	-1	-2	-1	-2	-1						2.67	
3	StSq2		2.60	0.00	0	0	0	0	0						2.60	
4	FSSp4		3.00	0.00	0	0	0	0	1						3.00	
5	2A	x	3.63	-0.33	-1	0	0	-1	-1						3.30	
6	CCSp3		2.80	0.00	0	0	0	0	1						2.80	
7	CCoSp2		2.50	0.00	0	0	0	0	0						2.50	
			25.43												22.77	
Program Components			Factor													
Skating Skills			1.00		4.00	4.25	4.25	4.00	4.25						4.17	
Transitions/Linking Footwork/Movement			1.00		4.25	4.00	4.00	4.00	3.75						4.00	
Performance/Execution			1.00		4.00	3.75	4.00	4.00	4.00						4.00	
Choreography/Composition			1.00		4.25	4.00	3.75	4.25	4.00						4.08	
Interpretation			1.00		4.00	4.00	4.00	4.25	4.00						4.00	
Judges Total Program Component Score (factored)																20.25

Deductions	0.00
-------------------	-------------

< Under-rotated jump x Credit for highlight distribution, base value multiplied by 1.1 e Jump take off with wrong edge

Rank	Name	Nation	Starting Number	Total Segment Score	Total Element Score	Program Component Score (factored)	Total Deductions
8	Дмитрий ЕВГЕНЬЕВ		10	42.78	21.37	22.41	1.00

#	Executed Elements	Info	Base Value	GOE	J1	J2	J3	J4	J5	J6	J7	J8	J9	Ref	Scores of Panel	
1	3T+2T		5.40	0.00	0	0	1	0	0						5.40	
2	2A		3.30	-1.50	-3	-3	-3	-3	-3						1.80	
3	CCoSp1		2.00	0.17	0	1	0	1	0						2.17	
4	3S<	<	2.90	-0.70	-1	-1	-1	-2	-1						2.20	
5	CCSp4		3.20	0.00	0	0	0	0	0						3.20	
6	StSq2		2.60	0.50	1	1	1	2	1						3.10	
7	FSSp4		3.00	0.50	1	1	1	2	1						3.50	
			22.40												21.37	
Program Components			Factor													
Skating Skills			1.00		4.25	4.75	4.50	4.50	4.50						4.50	
Transitions/Linking Footwork/Movement			1.00		4.50	4.25	4.25	4.00	4.25						4.25	
Performance/Execution			1.00		4.50	4.75	4.75	4.50	4.25						4.58	
Choreography/Composition			1.00		4.50	4.75	4.75	4.50	4.25						4.58	
Interpretation			1.00		4.50	4.50	4.50	4.75	4.50						4.50	
Judges Total Program Component Score (factored)																22.41

Deductions	Falls: -1.00	-1.00
-------------------	--------------	--------------

< Under-rotated jump

Открытое пер-во на призы Президента ФФКМ

1-Й СПОРТИВНЫЙ РАЗРЯД, ОДИНОЧНОЕ КАТАНИЕ (ЮНОШИ) КОРОТКАЯ ПРОГРАММА

JUDG

Rank	Name	Nation	Starting Number	Total Segment Score	Total Element Score	Program Component Score (factored)	Total Deductions
9	Даниил ШВЕЦОВ		2	35.28	16.61	18.67	0.00

#	Executed Elements	Info	Base Value	GOE	J1	J2	J3	J4	J5	J6	J7	J8	J9	Ref	Scores of Panel
1	2A<	<	2.30	-1.33	-3	-3	-3	-2	-2						0.97
2	3S<+2T	<	4.20	-1.87	-3	-3	-3	-2	-1						2.33
3	FSSp4		3.00	0.17	0	0	0	1	1						3.17
4	2Lo		1.80	0.10	1	0	1	0	0						1.90
5	CCSp2		2.30	0.00	1	0	0	0	0						2.30
6	StSq2		2.60	0.17	0	0	0	1	1						2.77
7	CCoSp3		3.00	0.17	0	0	0	1	1						3.17
			19.20												16.61
	Program Components			Factor											
	Skating Skills			1.00	4.00	4.00	3.75	3.75	4.25						3.92
	Transitions/Linking Footwork/Movement			1.00	3.75	3.50	3.50	3.50	3.75						3.58
	Performance/Execution			1.00	3.50	5.50	3.50	3.75	4.00						3.75
	Choreography/Composition			1.00	3.50	3.75	3.75	3.75	4.25						3.75
	Interpretation			1.00	3.75	3.50	3.50	3.75	4.00						3.67
	Judges Total Program Component Score (factored)														18.67

Deductions	Total
	0.00

< Under-rotated jump

Rank	Name	Nation	Starting Number	Total Segment Score	Total Element Score	Program Component Score (factored)	Total Deductions
10	Даниил АЛЕКСЕЕВ		1	32.73	17.73	17.00	2.00

#	Executed Elements	Info	Base Value	GOE	J1	J2	J3	J4	J5	J6	J7	J8	J9	Ref	Scores of Panel
1	2A		3.30	-1.50	-3	-3	-3	-3	-3						1.80
2	CCSp3		2.80	0.00	0	0	0	0	0						2.80
3	StSq2		2.60	0.00	0	0	0	0	0						2.60
4	3S	x	4.62	-2.10	-3	-3	-3	-3	-3						2.52
5	CCoSp3		3.00	0.00	0	0	0	0	0						3.00
6	3T+COMBO	x	4.51	-2.10	-3	-3	-3	-3	-3						2.41
7	FSSp3		2.60	0.00	0	0	0	0	1						2.60
			23.43												17.73
	Program Components			Factor											
	Skating Skills			1.00	3.50	3.50	3.50	3.75	4.00						3.58
	Transitions/Linking Footwork/Movement			1.00	3.25	3.25	3.25	3.25	3.75						3.25
	Performance/Execution			1.00	3.50	3.50	3.50	3.25	3.50						3.50
	Choreography/Composition			1.00	3.00	3.25	3.50	3.50	3.75						3.42
	Interpretation			1.00	3.00	3.25	3.25	3.25	3.75						3.25
	Judges Total Program Component Score (factored)														17.00

Deductions	Falls:	Total
	-2.00	-2.00

x Credit for highlight distribution, base value multiplied by 1.1

Открытое пер-во на призы Президента ФФКМ

1-Й СПОРТИВНЫЙ РАЗРЯД, ОДИНОЧНОЕ КАТАНИЕ (ЮНОШИ) КОРОТКАЯ ПРОГРАММА

JUDG

Rank	Name	Nation	Starting Number	Total Segment Score	Total Element Score	Program Component Score (factored)	Total Deductions
11	Никита ВЕТРЯНЮК		7	29.86	12.27	19.59	2.00

#	Executed Elements	Info	Base Value	GOE	J1	J2	J3	J4	J5	J6	J7	J8	J9	Ref	Scores of Panel
1	3Lo<<	<<	1.80	-0.90	-3	-3	-3	-3	-3						0.90
2	3S<+COMBO	<	2.90	-2.10	-3	-3	-3	-3	-3						0.80
3	CCoSp4		3.50	0.00	0	0	0	0	0						3.50
4	1A		1.10	-0.60	-3	-3	-3	-3	-3						0.50
5	FSSp1		2.00	0.00	0	0	0	0	0						2.00
6	StSq1		1.80	0.17	0	0	0	1	1						1.97
7	CCSp3		2.80	-0.20	0	-1	-1	0	-1						2.60
			15.90												12.27
	Program Components			Factor											
	Skating Skills			1.00	4.25	4.00	3.75	3.75	4.00						3.92
	Transitions/Linking Footwork/Movement			1.00	3.75	3.75	3.50	3.50	4.00						3.67
	Performance/Execution			1.00	4.25	4.00	4.00	3.50	3.75						3.92
	Choreography/Composition			1.00	4.00	4.00	4.00	4.00	4.25						4.00
	Interpretation			1.00	4.00	4.00	3.75	4.25	4.25						4.08
	Judges Total Program Component Score (factored)														19.59

Deductions	Falls: -2.00	-2.00
-------------------	--------------	--------------

< Under-rotated jump << Downgraded jump

printed: 17.10.2013 11:58:31

Открытое пер-во на призы Президента ФФКМ

1-Й СПОРТИВНЫЙ РАЗРЯД, ОДИНОЧНОЕ КАТАНИЕ (ЮНОШИ) ПРОИЗВОЛЬНАЯ ПРОГРАММА

Rank	Name	Nation	Starting Number	Total Segment Score	Total Element Score	Program Component Score (factored)	Total Deductions
1	Андрей ЛЕВИН		11	97.51	50.49	48.02	1.00

#	Executed Elements	Info	Base Value	GOE	J1	J2	J3	J4	J5	J6	J7	J8	J9	Ref	Scores of Panel		
1	2A		3.30	0.00	0	0	-1	0	0						3.30		
2	3Lz+2T		7.30	-0.23	-1	0	-1	0	0						7.07		
3	3T+2T		5.40	0.00	-1	0	0	0	0						5.40		
4	2A		3.30	0.17	0	0	1	0	1						3.47		
5	CCoSp4		3.50	0.50	1	1	1	1	1						4.00		
6	StSq2		2.60	0.00	0	0	0	0	0						2.60		
7	3S+2T		6.05	x -0.23	-1	-1	0	0	0						5.82		
8	FSSp4		3.00	0.50	1	1	1	1	0						3.50		
9	3F		5.83	x -2.10	-3	-3	-3	-3	-3						3.73		
10	3T		4.51	x 0.70	1	1	1	1	1						5.21		
11	3S		4.62	x -0.23	0	0	-1	-1	0						4.39		
12	FCCoSp1		2.00	0.00	0	0	0	0	1						2.00		
			51.41												50.49		
Program Components				Factor													
Skating Skills				2.00	4.50	4.75	5.25	5.00	5.00							4.92	
Transitions/Linking Footwork/Movement				2.00	4.25	4.50	4.75	4.75	4.75								4.67
Performance/Execution				2.00	4.25	4.75	5.00	5.00	5.00								4.92
Choreography/Composition				2.00	4.25	4.50	4.75	4.75	4.75								4.67
Interpretation				2.00	4.00	4.50	5.00	5.00	5.00								4.83
Judges Total Program Component Score (factored)																48.02	

Deductions	Falls: -1.00	-1.00
-------------------	--------------	--------------

x Credit for highlight distribution, base value multiplied by 1.1

Rank	Name	Nation	Starting Number	Total Segment Score	Total Element Score	Program Component Score (factored)	Total Deductions
2	Михаил КОРОТОВ		7	94.51	45.51	50.00	1.00

#	Executed Elements	Info	Base Value	GOE	J1	J2	J3	J4	J5	J6	J7	J8	J9	Ref	Scores of Panel		
1	3S		4.20	0.70	0	1	1	1	1						4.90		
2	3T		4.10	-2.10	-3	-3	-3	-3	-3						2.00		
3	3Lo		5.10	-1.17	-2	-2	-2	-1	-1						3.93		
4	CCSp3		2.80	0.17	0	1	0	0	1						2.97		
5	2A+2T		4.60	0.17	0	0	1	1	0						4.77		
6	3S+2T		5.50	0.70	0	1	1	1	1						6.20		
7	3T+2T		5.94	x -1.17	-2	-1	-2	-2	-1						4.77		
8	CCoSp4		3.50	0.50	1	1	1	1	1						4.00		
9	2A		3.63	x 0.00	0	0	0	1	0						3.63		
10	StSq2		2.60	0.50	1	1	1	0	1						3.10		
11	2Lz		2.31	x 0.00	0	0	0	0	0						2.31		
12	FSSp3		2.60	0.33	0	0	1	1	1						2.93		
			46.88												45.51		
Program Components				Factor													
Skating Skills				2.00	5.00	5.25	5.25	5.25	5.25							5.25	
Transitions/Linking Footwork/Movement				2.00	4.25	4.75	4.75	5.00	5.25								4.83
Performance/Execution				2.00	4.50	4.75	5.25	5.25	5.00								5.00
Choreography/Composition				2.00	4.25	4.75	5.00	5.00	5.25								4.92
Interpretation				2.00	4.25	5.00	5.00	5.00	5.25								5.00
Judges Total Program Component Score (factored)																50.00	

Deductions	Falls: -1.00	-1.00
-------------------	--------------	--------------

x Credit for highlight distribution, base value multiplied by 1.1

Открытое пер-во на призы Президента ФФКМ

1-Й СПОРТИВНЫЙ РАЗРЯД, ОДИНОЧНОЕ КАТАНИЕ (ЮНОШИ) ПРОИЗВОЛЬНАЯ ПРОГРАММА

Rank	Name	Nation	Starting Number	Total Segment Score	Total Element Score	Program Component Score (factored)	Total Deductions
3	Иван ЕГОРОВ		6	91.19	47.19	47.00	3.00

#	Executed Elements	Info	Base Value	GOE	J1	J2	J3	J4	J5	J6	J7	J8	J9	Ref	Scores of Panel
1	3Lz<<	<<	2.10	-0.90	-3	-3	-3	-3	-3						1.20
2	2A		3.30	-1.50	-3	-3	-3	-3	-3						1.80
3	3Lo+2T		6.40	0.00	0	0	1	0	0						6.40
4	FSSp4		3.00	0.00	0	0	0	0	0						3.00
5	3F+2T		6.60	0.00	-1	1	0	0	0						6.60
6	CCSp3		2.80	0.00	0	0	0	0	0						2.80
7	StSq1		1.80	0.00	0	0	0	0	0						1.80
8	3F		5.30	0.23	0	0	1	0	1						5.53
9	3Lo		5.10	0.23	0	0	1	0	1						5.33
10	3S		4.20	0.00	0	1	0	0	0						4.20
11	2A+3T<	<	6.20	-1.50	-3	-3	-3	-3	-3						4.70
12	CCoSp4		3.50	0.33	1	1	0	0	1						3.83
			50.30												47.19
Program Components				Factor											
Skating Skills				2.00	4.75	4.75	5.75	5.00	5.00						4.92
Transitions/Linking Footwork/Movement				2.00	4.25	4.25	4.75	4.75	4.75						4.58
Performance/Execution				2.00	4.00	4.25	5.00	4.75	4.75						4.58
Choreography/Composition				2.00	4.50	4.50	4.75	5.00	4.75						4.67
Interpretation				2.00	4.00	4.25	5.00	5.00	5.00						4.75
Judges Total Program Component Score (factored)															47.00

Deductions	Falls: -3.00	-3.00
-------------------	--------------	--------------

< Under-rotated jump << Downgraded jump

Rank	Name	Nation	Starting Number	Total Segment Score	Total Element Score	Program Component Score (factored)	Total Deductions
4	Илья СКИРДА		10	90.14	43.30	49.84	3.00

#	Executed Elements	Info	Base Value	GOE	J1	J2	J3	J4	J5	J6	J7	J8	J9	Ref	Scores of Panel
1	3Lz		6.00	-2.10	-3	-3	-3	-3	-3						3.90
2	3Lo		5.10	-2.10	-3	-3	-3	-3	-3						3.00
3	2A		3.30	0.33	1	1	1	0	0						3.63
4	FSSp4		3.00	0.50	1	1	1	1	1						3.50
5	StSq3		3.30	0.50	1	1	1	1	1						3.80
6	CCSp3		2.80	-0.30	-1	-1	-1	-1	-1						2.50
7	3S+2T		6.05	x -1.17	-2	-2	-2	-1	-1						4.88
8	2A+2T+2T		6.49	x -0.50	-1	-1	-1	-1	-1						5.99
9	3T		4.51	x -2.10	-3	-3	-3	-3	-3						2.41
10	3S		4.62	x 0.23	0	0	1	0	1						4.85
11	3T+SEQ		3.61	x -2.10	-3	-3	-3	-3	-3						1.51
12	CCoSp3		3.00	0.33	1	1	0	0	1						3.33
			51.78												43.30
Program Components				Factor											
Skating Skills				2.00	4.50	5.00	5.25	5.25	5.25						5.17
Transitions/Linking Footwork/Movement				2.00	4.25	4.75	4.75	5.25	5.50						4.92
Performance/Execution				2.00	4.25	4.50	4.75	5.00	5.50						4.75
Choreography/Composition				2.00	4.50	4.75	5.00	5.25	5.25						5.00
Interpretation				2.00	4.50	5.00	5.00	5.25	5.25						5.08
Judges Total Program Component Score (factored)															49.84

Deductions	Falls: -3.00	-3.00
-------------------	--------------	--------------

x Credit for highlight distribution, base value multiplied by 1.1

Открытое пер-во на призы Президента ФФКМ

1-Й СПОРТИВНЫЙ РАЗРЯД, ОДИНОЧНОЕ КАТАНИЕ (ЮНОШИ) ПРОИЗВОЛЬНАЯ ПРОГРАММА

Rank	Name	Nation	Starting Number	Total Segment Score	Total Element Score	Total Program Component Score (factored)	Total Deductions
5	Георгий КУНИЦА		9	90.09	44.09	46.00	0.00

#	Executed Elements	Info	Base Value	GOE	J1	J2	J3	J4	J5	J6	J7	J8	J9	Ref	Scores of Panel
1	2A		3.30	0.17	0	1	1	0	0						3.47
2	FSSp3		2.60	-0.50	-1	-1	-2	-2	-2						2.10
3	3Lo<<	<<	1.80	-0.60	-3	-2	-2	-2	-2						1.20
4	3T+2T		5.40	0.00	0	0	0	-1	0						5.40
5	StSq2		2.60	0.33	0	1	1	0	1						2.93
6	3S+2T		6.05	x -0.70	-2	-1	-1	-1	-1						5.35
7	CCSp2		2.30	0.00	0	1	0	0	0						2.30
8	3T		4.51	x 0.00	-1	0	0	0	0						4.51
9	3S		4.62	x -0.47	0	0	-1	-1	-1						4.15
10	2A+2T+2Lo		7.04	x -0.50	-1	-1	-1	-1	-1						6.54
11	2Lz		2.31	x 0.00	0	0	0	0	0						2.31
12	CCoSp4		3.50	0.33	1	1	1	0	0						3.83
			46.03												44.09
Program Components				Factor											
Skating Skills				2.00	4.25	4.75	4.50	4.25	4.50						4.42
Transitions/Linking Footwork/Movement				2.00	4.25	4.50	4.50	4.50	4.75						4.50
Performance/Execution				2.00	4.25	4.50	4.75	4.50	5.00						4.58
Choreography/Composition				2.00	4.50	4.75	5.00	4.50	5.00						4.75
Interpretation				2.00	4.50	4.75	4.75	4.75	4.75						4.75
Judges Total Program Component Score (factored)															46.00

Deductions	0.00
-------------------	-------------

<< Downgraded jump x Credit for highlight distribution, base value multiplied by 1.1

Rank	Name	Nation	Starting Number	Total Segment Score	Total Element Score	Total Program Component Score (factored)	Total Deductions
6	Владимир ЛИТВИНЦЕВ		5	82.05	43.53	38.52	0.00

#	Executed Elements	Info	Base Value	GOE	J1	J2	J3	J4	J5	J6	J7	J8	J9	Ref	Scores of Panel
1	2A		3.30	0.17	0	1	0	1	0						3.47
2	3Lz<+3T<	e	7.10	-1.40	-2	-2	-2	-2	-2						5.70
3	3F<+2T	<	5.00	-1.40	-2	-1	-2	-2	-2						3.60
4	3Lo<	<	3.60	-1.63	-2	-2	-3	-2	-3						1.97
5	FSSp3		2.60	0.00	0	1	0	0	0						2.60
6	3F		5.83	x -0.70	-1	-1	-1	-1	-1						5.13
7	2A+2T+2T		6.49	x -0.67	-2	-1	-1	-2	-1						5.82
8	3S		4.62	x -0.23	-1	-1	0	0	0						4.39
9	StSq1		1.80	0.17	1	1	0	0	0						1.97
10	3T		4.51	x -0.23	-1	1	0	0	-1						4.28
11	CCSp2		2.30	-0.10	0	0	-1	-1	0						2.20
12	CCoSp2		2.50	-0.10	0	0	-1	-2	0						2.40
			49.65												43.53
Program Components				Factor											
Skating Skills				2.00	4.25	4.25	4.25	4.00	3.50						4.17
Transitions/Linking Footwork/Movement				2.00	3.75	4.00	3.75	3.75	3.75						3.75
Performance/Execution				2.00	4.25	4.00	3.50	3.50	3.50						3.67
Choreography/Composition				2.00	4.50	4.25	3.75	3.50	3.75						3.92
Interpretation				2.00	4.25	4.25	3.50	3.50	3.50						3.75
Judges Total Program Component Score (factored)															38.52

Deductions	0.00
-------------------	-------------

< Under-rotated jump x Credit for highlight distribution, base value multiplied by 1.1 e Jump take off with wrong edge

Открытое пер-во на призы Президента ФФКМ

1-Й СПОРТИВНЫЙ РАЗРЯД, ОДИНОЧНОЕ КАТАНИЕ (ЮНОШИ) ПРОИЗВОЛЬНАЯ ПРОГРАММА

Rank	Name	Nation	Starting Number	Total Segment Score	Total Element Score	Total Program Component Score (factored)	Total Deductions
7	Дмитрий ЕВГЕНЬЕВ		4	81.28	36.28	45.00	0.00

#	Executed Elements	Info	Base Value	GOE	J1	J2	J3	J4	J5	J6	J7	J8	J9	Ref	Scores of Panel	
1	2A+2T+2T		5.90	-0.50	-1	-1	-1	-1	-1						5.40	
2	3T		4.10	-1.87	-2	-2	-3	-3	-3						2.23	
3	3S<+2T	<	4.20	-0.47	-1	-1	-1	1	0						3.73	
4	2F		1.80	0.30	1	1	1	0	1						2.10	
5	FCCoSp3		3.00	0.33	1	1	0	0	1						3.33	
6	3S<	<	2.90	-0.70	-1	-1	-1	-2	-1						2.20	
7	3T<+SEQ	<	2.55	x -1.40	-2	-3	-2	-2	-1						1.15	
8	2A		3.63	x 0.00	0	0	0	0	0						3.63	
9	2F		1.98	x -0.60	-2	-2	-2	-2	-1						1.38	
10	StSq3		3.30	0.50	1	1	1	1	2						3.80	
11	CSSp4		3.00	0.50	1	1	1	1	1						3.50	
12	CCoSp4		3.50	0.33	1	1	0	0	1						3.83	
			39.86												36.28	
Program Components				Factor												
Skating Skills				2.00	4.25	4.50	4.50	4.50	4.50						4.50	
Transitions/Linking Footwork/Movement				2.00	4.25	4.25	4.25	4.25	4.50							4.25
Performance/Execution				2.00	4.50	4.50	4.75	4.50	4.50							4.50
Choreography/Composition				2.00	4.75	4.50	4.75	4.50	4.50							4.58
Interpretation				2.00	4.75	4.75	4.50	4.50	4.75							4.67
Judges Total Program Component Score (factored)																45.00

Deductions	0.00
-------------------	-------------

< Under-rotated jump x Credit for highlight distribution, base value multiplied by 1.1

Rank	Name	Nation	Starting Number	Total Segment Score	Total Element Score	Total Program Component Score (factored)	Total Deductions
8	Леонид ОКИН		8	71.58	33.40	43.18	5.00

#	Executed Elements	Info	Base Value	GOE	J1	J2	J3	J4	J5	J6	J7	J8	J9	Ref	Scores of Panel	
1	3Lo		5.10	-2.10	-3	-3	-3	-3	-3						3.00	
2	3F<	<	3.70	-2.10	-3	-3	-3	-3	-3						1.60	
3	3T<	<	2.90	-2.10	-3	-3	-3	-3	-3						0.80	
4	3T<+SEQ	<	2.32	-2.10	-3	-3	-3	-3	-3						0.22	
5	3S+2T		5.50	-0.23	-1	0	0	0	-1						5.27	
6	FSSp4		3.00	0.33	1	1	1	0	0						3.33	
7	3S<	<	3.19	x -0.70	-1	-1	-1	-1	-1						2.49	
8	2A+2T+2T		6.49	x -0.83	-2	-1	-1	-2	-2						5.66	
9	CCoSp4		3.50	0.00	0	0	0	0	0						3.50	
10	StSq2		2.60	0.50	1	1	1	1	1						3.10	
11	2A		3.63	x -1.50	-3	-3	-3	-3	-3						2.13	
12	CCSp2		2.30	0.00	0	0	0	-1	0						2.30	
			44.23												33.40	
Program Components				Factor												
Skating Skills				2.00	4.50	4.50	4.75	4.25	4.25						4.42	
Transitions/Linking Footwork/Movement				2.00	4.25	4.50	4.50	4.00	4.00						4.25	
Performance/Execution				2.00	4.25	4.25	4.25	4.00	4.00						4.17	
Choreography/Composition				2.00	4.50	4.75	4.50	4.00	4.50						4.50	
Interpretation				2.00	4.25	4.75	4.25	4.25	4.25						4.25	
Judges Total Program Component Score (factored)																43.18

Deductions	Falls: -5.00	-5.00
-------------------	--------------	--------------

< Under-rotated jump x Credit for highlight distribution, base value multiplied by 1.1

Открытое пер-во на призы Президента ФФКМ

1-Й СПОРТИВНЫЙ РАЗРЯД, ОДИНОЧНОЕ КАТАНИЕ (ЮНОШИ) ПРОИЗВОЛЬНАЯ ПРОГРАММА

Rank	Name	Nation	Starting Number	Total Segment Score	Total Element Score	Total Program Component Score (factored)	Total Deductions
9	Даниил ШВЕЦОВ		2	64.07	22.55	41.52	0.00

#	Executed Elements	Info	Base Value	GOE	J1	J2	J3	J4	J5	J6	J7	J8	J9	Ref	Scores of Panel
1	2A<	<	2.30	-1.00	-2	-2	-2	-2	-2						1.30
2	3S<<	<<	1.30	-0.60	-3	-3	-2	-3	-3						0.70
3	2A<<	<<	1.10	-0.40	-2	-2	-2	-2	-2						0.70
4	FSSp3		2.60	0.00	0	1	0	0	0						2.60
5	2F	e	1.80	-0.30	-1	-1	-1	-1	-1						1.50
6	2Lz+2T<<	<<	2.75	x -0.40	-2	-2	-1	-1	-1						2.35
7	CCSp2		2.30	0.00	0	0	0	-1	0						2.30
8	2Lz		2.31	x 0.00	0	0	0	0	0						2.31
9	2Lo		1.98	x 0.00	0	0	0	-1	0						1.98
10	StSq1		1.80	0.00	0	1	0	0	0						1.80
11	2F	e	1.98	x -0.30	-1	-1	-1	-1	-1						1.68
12	CCoSp3		3.00	0.33	1	1	1	0	0						3.33
			25.22												22.55
Program Components				Factor											
Skating Skills				2.00	4.25	4.50	4.25	4.00	4.00						4.17
Transitions/Linking Footwork/Movement				2.00	4.00	4.25	4.00	3.75	4.00						4.00
Performance/Execution				2.00	4.00	4.25	4.25	4.00	4.25						4.17
Choreography/Composition				2.00	4.25	4.25	4.25	3.75	4.25						4.25
Interpretation				2.00	4.25	4.50	4.00	4.00	4.25						4.17
Judges Total Program Component Score (factored)															41.52

Deductions	0.00
-------------------	-------------

< Under-rotated jump << Downgraded jump x Credit for highlight distribution, base value multiplied by 1.1 e Jump take off with wrong edge

Rank	Name	Nation	Starting Number	Total Segment Score	Total Element Score	Total Program Component Score (factored)	Total Deductions
10	Никита ВЕТРЯНЮК		1	60.22	20.04	41.18	1.00

#	Executed Elements	Info	Base Value	GOE	J1	J2	J3	J4	J5	J6	J7	J8	J9	Ref	Scores of Panel
1	3S<<+SEQ	<<	1.04	-0.40	-2	-3	-2	-2	-2						0.64
2	2Lz		2.10	-0.20	-1	0	-1	-1	0						1.90
3	2F		1.80	0.00	0	0	0	0	0						1.80
4	3T<<	<<	1.30	-0.53	-2	-3	-3	-2	-3						0.77
5	FSSp4		3.00	0.00	0	1	0	0	0						3.00
6	2A<<	<<	1.21	x -0.60	-3	-3	-3	-3	-3						0.61
7	StSq2		2.60	0.00	0	1	0	0	0						2.60
8	3S<+SEQ	<	2.55	x -1.63	-2	-3	-2	-2	-3						0.92
9	2A<+SEQ	<	2.02	x -1.50	-3	-3	-2	-3	-3						0.52
10	CCoSp3		3.00	0.00	0	0	0	-1	0						3.00
11	2F		1.98	x 0.00	0	0	0	0	0						1.98
12	CCSp2		2.30	0.00	0	0	-1	0	0						2.30
			24.90												20.04
Program Components				Factor											
Skating Skills				2.00	4.00	4.25	4.00	4.25	4.25						4.17
Transitions/Linking Footwork/Movement				2.00	3.75	4.25	3.75	4.00	4.25						4.00
Performance/Execution				2.00	3.50	4.00	4.50	4.00	4.50						4.17
Choreography/Composition				2.00	4.00	4.25	4.25	3.75	4.25						4.17
Interpretation				2.00	4.00	4.00	4.25	3.75	4.25						4.08
Judges Total Program Component Score (factored)															41.18

Deductions	Falls: -1.00	-1.00
-------------------	--------------	--------------

< Under-rotated jump << Downgraded jump x Credit for highlight distribution, base value multiplied by 1.1

Открытое пер-во на призы Президента ФФКМ

1-Й СПОРТИВНЫЙ РАЗРЯД, ОДИНОЧНОЕ КАТАНИЕ (ЮНОШИ) ПРОИЗВОЛЬНАЯ ПРОГРАММА

Rank	Name	Nation	Starting Number	Total Segment Score	Total Element Score	Program Component Score (factored)	Total Deductions
11	Даниил АЛЕКСЕЕВ		3	59.59	23.91	39.68	4.00

#	Executed Elements	Info	Base Value	GOE	J1	J2	J3	J4	J5	J6	J7	J8	J9	Ref	Scores of Panel
1	3S		4.20	-2.10	-3	-3	-3	-3	-3						2.10
2	2A+1Lo		3.80	-0.67	-2	-2	-1	-1	-1						3.13
3	CSSp4		3.00	0.50	1	1	1	1	0						3.50
4	3T<	<	2.90	-2.10	-3	-3	-3	-3	-3						0.80
5	StSq2		2.60	0.00	0	0	0	0	0						2.60
6	2A		3.63	x -0.67	-2	-2	-1	-1	-1						2.96
7	CCoSp3		3.00	0.33	1	1	1	0	0						3.33
8	3T<+SEQ	<	2.55	x -1.17	-2	-1	-1	-2	-2						1.38
9	2F+1Lo		2.53	x -0.20	0	0	-1	-1	-1						2.33
10	2Lz*+2Lo*	e	0.00	0.00	-	-	-	-	-						0.00
11	2F		1.98	x -0.20	-1	0	0	-1	-1						1.78
12	FCSp		0.00	0.00	-	-	-	-	-						0.00
			30.19												23.91
	Program Components			Factor											
	Skating Skills			2.00	4.00	4.00	4.25	4.25	4.25						4.17
	Transitions/Linking Footwork/Movement			2.00	3.75	3.75	4.00	3.75	4.00						3.83
	Performance/Execution			2.00	3.50	3.75	4.25	4.00	4.00						3.92
	Choreography/Composition			2.00	4.25	4.00	4.25	3.75	3.75						4.00
	Interpretation			2.00	4.00	4.00	4.50	3.75	3.75						3.92
	Judges Total Program Component Score (factored)														39.68

Deductions	Falls:	-4.00
		-4.00

< Under-rotated jump * Invalid element x Credit for highlight distribution, base value multiplied by 1.1 e Jump take off with wrong edge

printed: 18.10.2013 12:18:01

**Открытое Первенство на призы
Президента Федерации фигурного катания на коньках города Москвы**

г. Москва, ЛД «Хрустальный»

17 - 18 октября 2013 г.

**17 октября (четверг)
ТАНЦЫ НА ЛЬДУ
СУДЕЙСКАЯ БРИГАДА**

Технический контролер	Сучков Алексей	Москва
------------------------------	----------------	--------

Технический специалист	Волобуев Иван	Москва
-------------------------------	---------------	--------

Ассистент технического специалиста	Чемоданов Сергей	Москва
---	------------------	--------

Старший судья	Сучкова Марина	Москва
----------------------	----------------	--------

Судьи

1	Сучкова Марина	Москва
----------	----------------	--------

2	Наумова Елена	Москва
----------	---------------	--------

3	Николаичева Целина	Москва
----------	--------------------	--------

4	Грибоносова-Гребнева Мария	Москва
----------	----------------------------	--------

5	Кандыба Светлана	Москва
----------	------------------	--------

Оператор ввода данных	Метушевская Ольга	Москва
------------------------------	-------------------	--------

Видеооператор	Гришутина Мария	Москва
----------------------	-----------------	--------

**Открытое Первенство на призы
Президента Федерации фигурного катания на коньках города Москвы**

г. Москва, ЛД «Хрустальный»

17 - 18 октября 2013 г.

**18 октября (пятница)
ТАНЦЫ НА ЛЬДУ
СУДЕЙСКАЯ БРИГАДА**

Технический контролер	Сучков Алексей	Москва
Технический специалист	Волобуев Иван	Москва
Ассистент технического специалиста	Чемоданов Сергей	Москва
Старший судья	Сучкова Марина	Москва
Судьи		
1	Сучкова Марина	Москва
2	Ушакова Елена	Москва
3	Николаичева Целина	Москва
4	Грибоносова-Гребнева Мария	Москва
5	Кандыба Светлана	Москва
Оператор ввода данных	Метушевская Ольга	Москва
Видеооператор	Гришутина Мария	Москва

Открытое пер-во на призы Президента ФФКМ

RESULTS


1-Й СПОРТИВНЫЙ РАЗРЯД, ТАНЦЫ НА ЛЬДУ FINAL RESULT

Pl.	Name	Nation	Total Score	P1	P2	ПТ
1	Полина ВЕЛИКАНОВА / Бойсангур ДАТИЕВ		61,07	1	1	1
2	Ирина ХАВРОНИНА / Иван ДЕСЯТОВ МУП "МДЦХ и ФК" / МУП "МДЦХ и ФК"		54,13	2	2	2
3	Ангелина ЗИМИНА / Егор ГОНЧАРОВ МУП "МДЦХ и ФК" / МУП "МДЦХ и ФК"		40,04	3	3	3

Марина СУЧКОВА МОС
Referee



Алексей СУЧКОВ МОС
Technical Controller



Открытое пер-во на призы Президента ФФКМ

1-Й СПОРТИВНЫЙ РАЗРЯД, ТАНЦЫ НА ЛЬДУ PATTERN DANCE TANGO TANGO JUDGES DETAI

Rank	Name	Nation	Starting Number	Total Segment Score	Total Element Score	Program Component Score (factored)	Total Deductions
1	Полина ВЕЛИКАНОВА / Бойсангур ДАТИЕВ		3	11.08	11.80	10.35	0.00

#	Executed Elements	Info	Base Value	GOE	J1	J2	J3	J4	J5	J6	J7	J8	J9	Ref	Scores of Panel
1	TA1Sq2+kpYNN		5.10	0.00	0	0	0	0	0						5.10
2	TA2Sq3+kpYNY		8.90	-2.20	0	-1	-1	-1	-1						6.70
			14.00												11.80
	Program Components			Factor											
	Skating Skills			0.75	4.25	4.00	3.50	4.25	4.25						4.17
	Timing			0.75	4.00	4.00	3.50	4.00	4.00						4.00
	Performance			0.50	4.25	4.25	3.75	4.25	4.25						4.25
	Interpretation			0.50	4.00	4.25	4.00	4.50	4.25						4.17
	Judges Total Program Component Score (factored)														10.35

Deductions	0.00
-------------------	-------------

Rank	Name	Nation	Starting Number	Total Segment Score	Total Element Score	Program Component Score (factored)	Total Deductions
2	Ирина ХАВРОНИНА / Иван ДЕСЯТОВ		5	10.68	12.47	8.88	0.00

#	Executed Elements	Info	Base Value	GOE	J1	J2	J3	J4	J5	J6	J7	J8	J9	Ref	Scores of Panel
1	TA1Sq3+kpYNN		6.70	-0.93	-1	-1	0	0	-1						5.77
2	TA2Sq3+kpYNY		8.90	-2.20	-1	-1	-1	0	-1						6.70
			15.60												12.47
	Program Components			Factor											
	Skating Skills			0.75	3.50	3.50	3.50	4.00	4.00						3.67
	Timing			0.75	3.00	3.00	3.50	4.00	4.00						3.50
	Performance			0.50	3.25	3.25	3.50	3.75	3.75						3.50
	Interpretation			0.50	3.25	3.25	3.25	4.00	4.00						3.50
	Judges Total Program Component Score (factored)														8.88

Deductions	0.00
-------------------	-------------

Rank	Name	Nation	Starting Number	Total Segment Score	Total Element Score	Program Component Score (factored)	Total Deductions
3	Ангелина ЗИМИНА / Егор ГОНЧАРОВ		2	7.50	6.97	8.03	0.00

#	Executed Elements	Info	Base Value	GOE	J1	J2	J3	J4	J5	J6	J7	J8	J9	Ref	Scores of Panel
1	TA1Sq1+kpNNN		3.60	-0.60	-1	-1	-1	-1	-1						3.00
2	TA2Sq2+kpYNT		6.90	-2.93	-1	-1	-1	-2	-2						3.97
			10.50												6.97
	Program Components			Factor											
	Skating Skills			0.75	3.50	3.25	3.25	3.25	3.50						3.33
	Timing			0.75	3.00	3.00	3.00	3.25	3.75						3.08
	Performance			0.50	3.25	3.25	3.25	3.00	3.50						3.25
	Interpretation			0.50	3.00	3.00	3.00	3.50	3.50						3.17
	Judges Total Program Component Score (factored)														8.03

Deductions	0.00
-------------------	-------------

Открытое пер-во на призы Президента ФФКМ

1-Й СПОРТИВНЫЙ РАЗРЯД, ТАНЦЫ НА ЛЬДУ PATTERN DANCE EUROPEAN WALTZ EUROPEAN W

Rank	Name	Nation	Starting Number	Total Segment Score	Total Element Score	Program Component Score (factored)	Total Deductions
1	Полина ВЕЛИКАНОВА / Бойсангур ДАТИЕВ		1	12.03	13.60	10.45	0.00

#	Executed Elements	Info	Base Value	GOE	J1	J2	J3	J4	J5	J6	J7	J8	J9	Ref	Scores of Panel
1	EW1Sq3+кpYNY		6.70	0.00	1	0	0	-1	0						6.70
2	EW2Sq2+кpYNN		6.90	0.00	1	0	0	0	0						6.90
			13.60												13.60
Program Components				Factor											
	Skating Skills			0.75	4.25	4.25	4.25	4.25	4.00						4.25
	Timing			0.75	4.00	4.00	4.00	4.25	4.00						4.00
	Performance			0.50	4.25	4.25	4.00	4.50	4.25						4.25
	Interpretation			0.50	4.25	4.25	4.25	4.50	4.00						4.25
	Judges Total Program Component Score (factored)														10.45

Deductions	0.00
-------------------	------

Rank	Name	Nation	Starting Number	Total Segment Score	Total Element Score	Program Component Score (factored)	Total Deductions
2	Ирина ХАВРОНИНА / Иван ДЕСЯТОВ		3	11.27	13.63	8.90	0.00

#	Executed Elements	Info	Base Value	GOE	J1	J2	J3	J4	J5	J6	J7	J8	J9	Ref	Scores of Panel
1	EW1Sq4+кpYYY		8.20	0.00	0	0	0	0	0						8.20
2	EW2Sq2+кpYNN		6.90	-1.47	-1	-1	-1	0	0						5.43
			15.10												13.63
Program Components				Factor											
	Skating Skills			0.75	3.50	3.50	3.50	4.00	3.75						3.58
	Timing			0.75	3.25	3.25	3.25	4.00	4.00						3.50
	Performance			0.50	3.25	3.25	3.50	4.00	4.00						3.58
	Interpretation			0.50	3.50	3.50	3.50	4.00	3.75						3.58
	Judges Total Program Component Score (factored)														8.90

Deductions	0.00
-------------------	------

Rank	Name	Nation	Starting Number	Total Segment Score	Total Element Score	Program Component Score (factored)	Total Deductions
3	Ангелина ЗИМИНА / Егор ГОНЧАРОВ		5	6.73	6.70	7.76	1.00

#	Executed Elements	Info	Base Value	GOE	J1	J2	J3	J4	J5	J6	J7	J8	J9	Ref	Scores of Panel
1	EW1Sq2+кpYNN		5.10	-1.40	-1	-1	-1	-1	-1						3.70
2	EW2Sq1+кpNNN		4.80	-1.80	-1	-1	-1	-1	-1						3.00
			9.90												6.70
Program Components				Factor											
	Skating Skills			0.75	3.00	3.25	3.25	3.00	3.50						3.17
	Timing			0.75	2.75	3.00	3.00	3.00	3.25						3.00
	Performance			0.50	3.00	3.00	3.50	3.00	3.25						3.08
	Interpretation			0.50	3.00	3.25	3.25	3.00	3.25						3.17
	Judges Total Program Component Score (factored)														7.76

Deductions	Costume/Prop violation:	-1.00														-1.00
	Costume/Prop violation:		-1.00	-1.00	-1.00											

Открытое пер-во на призы Президента ФФКМ

1-Й СПОРТИВНЫЙ РАЗРЯД, ТАНЦЫ НА ЛЬДУ ПРОИЗВОЛЬНЫЙ ТАНЕЦ

JUDGES DETAILS PER

Rank	Name	Nation	Starting Number	Total Segment Score	Total Element Score	Program Component Score (factored)	Total Deductions
1	Полина ВЕЛИКАНОВА / Бойсангур ДАТИЕВ		3	37.96	23.64	14.32	0.00

#	Executed Elements	Info	Base Value	GOE	J1	J2	J3	J4	J5	J6	J7	J8	J9	Ref	Scores of Panel
1	CuLi4		4.00	0.67	2	2	1	1	1						4.67
2	STw4		6.00	0.17	1	1	0	0	0						6.17
3	CiSt1		3.50	0.00	0	1	0	0	-1						3.50
4	Sp3		4.00	0.67	2	1	2	1	1						4.67
5	SiLi4		4.00	0.50	1	1	1	1	1						4.50
6	ChLi1		0.20	-0.07	0	0	-1	-2	-3						0.13
			21.70												23.64
	Program Components			Factor											
	Skating Skills			0.75	4.75	4.75	4.75	4.75	4.25						4.75
	Transitions/Linking Footwork/Movement			0.75	4.75	4.75	4.75	4.50	4.00						4.67
	Performance/Execution			0.50	5.00	5.00	5.00	4.25	4.00						4.75
	Composition/Choreography			0.50	5.00	5.00	5.00	4.50	4.25						4.83
	Interpretation/Timing			0.50	5.00	5.00	5.00	4.75	4.25						4.92
	Judges Total Program Component Score (factored)														14.32

Deductions	0.00
-------------------	-------------

Rank	Name	Nation	Starting Number	Total Segment Score	Total Element Score	Program Component Score (factored)	Total Deductions
2	Ирина ХАВРОНИНА / Иван ДЕСЯТОВ		2	32.18	19.83	12.35	0.00

#	Executed Elements	Info	Base Value	GOE	J1	J2	J3	J4	J5	J6	J7	J8	J9	Ref	Scores of Panel
1	STw3		5.00	-0.50	-1	-1	-2	0	-1						4.50
2	SiLi4		4.00	0.50	1	1	0	1	1						4.50
3	Sp1		2.00	0.33	1	0	0	1	1						2.33
4	RoLi4		4.00	0.50	1	1	0	1	2						4.50
5	DiSt1		3.50	0.00	0	0	0	0	-1						3.50
6	ChLi1		0.20	0.30	2	1	0	1	1						0.50
			18.70												19.83
	Program Components			Factor											
	Skating Skills			0.75	4.00	4.00	3.75	4.00	3.75						3.92
	Transitions/Linking Footwork/Movement			0.75	4.25	4.00	3.75	4.25	4.00						4.08
	Performance/Execution			0.50	4.50	4.25	4.00	4.25	4.25						4.25
	Composition/Choreography			0.50	4.50	4.25	4.25	4.00	4.25						4.25
	Interpretation/Timing			0.50	4.50	4.00	4.25	4.25	4.00						4.17
	Judges Total Program Component Score (factored)														12.35

Deductions	0.00
-------------------	-------------

Rank	Name	Nation	Starting Number	Total Segment Score	Total Element Score	Program Component Score (factored)	Total Deductions
3	Ангелина ЗИМИНА / Егор ГОНЧАРОВ		1	25.81	15.31	10.50	0.00

#	Executed Elements	Info	Base Value	GOE	J1	J2	J3	J4	J5	J6	J7	J8	J9	Ref	Scores of Panel
1	STw1		2.50	-0.70	-2	-2	-2	-2	-2						1.80
2	DiSt1		3.50	-0.83	0	-1	-2	-2	-2						2.67
3	SiLi4		4.00	0.17	1	0	0	0	1						4.17
4	Sp1		2.00	0.17	1	0	0	0	1						2.17
5	RoLi4		4.00	0.50	1	1	1	1	1						4.50
			16.00												15.31
	Program Components			Factor											
	Skating Skills			0.75	3.50	3.50	3.50	3.50	3.25						3.50
	Transitions/Linking Footwork/Movement			0.75	3.25	3.50	3.25	3.25	3.50						3.33
	Performance/Execution			0.50	3.50	3.75	3.50	3.25	4.00						3.58
	Composition/Choreography			0.50	3.50	4.00	3.50	3.50	3.75						3.58
	Interpretation/Timing			0.50	3.75	3.75	3.25	3.50	3.50						3.58
	Judges Total Program Component Score (factored)														10.50

Deductions	0.00
-------------------	-------------

Открытое пер-во на призы Президента ФФКМ

1-й СПОРТИВНЫЙ РАЗРЯД, ТАНЦЫ НА ЛЬДУ ПРОИЗВОЛЬНЫЙ ТАНЕЦ

JUDGES DETAILS PER

printed: 18.10.2013 12:58:35

Открытое пер-во на призы Президента ФФКМ

RESULTS


КМС, ТАНЦЫ НА ЛЬДУ FINAL RESULT

Pl.	Name	Nation	Total Score	КТ	ПТ
1	Алла ЛОБОДА / Павел ДРОЗД Самбо-70 / Самбо-70		127,10	1	1
2	Ксения КОНКИНА / Георгий РЕВИЯ МУП "МДЦХ и ФК" / МУП "МДЦХ и ФК"		112,71	2	2
3	Анастасия ХРОМОВА / Юрий КАРАСЕВ ГБОУ ДОД СЧ СДЮСШОР № 85 / ГБОУ ДОД СЧ СДЮСШОР № 85		101,09	3	3
4	Екатерина ЧЕРНИКИНА / Андрей ФИЛАТОВ МУП "МДЦХ и ФК" / МУП "МДЦХ и ФК"		90,73	5	4
5	Елена ИСАИЧЕВА / Александр ЕВМЕНОВ ГБОУ ДОД СЧ СДЮСШОР № 85 / ГБОУ ДОД СЧ СДЮСШОР № 85		88,33	6	5
6	Анастасия САВИЦКАЯ / Алексей ДУБРОВИН Самбо-70 / Самбо-70		84,98	7	6
7	Евгения ЛОПАРЕВА / Алексей КАРПУШОВ СДЮСШОР Сокольники / СДЮСШОР Сокольники		84,20	4	7

Марина СУЧКОВА МОС
Referee



Алексей СУЧКОВ МОС
Technical Controller



Открытое пер-во на призы Президента ФФКМ

КМС, ТАНЦЫ НА ЛЬДУ ПРОИЗВОЛЬНЫЙ ТАНЕЦ

JUDGES DETAILS PER SKATER

Rank	Name	Nation	Starting Number	Total Segment Score	Total Element Score	Program Component Score (factored)	Total Deductions
1	Алла ЛОБОДА / Павел ДРОЗД		7	81.23	42.56	38.67	0.00

#	Executed Elements	Info	Base Value	GOE	J1	J2	J3	J4	J5	J6	J7	J8	J9	Ref	Scores of Panel
1	STw4		6.00	1.00	2	2	0	2	2						7.00
2	CuLi4		4.00	1.00	3	2	1	2	2						5.00
3	CoSp4		5.00	0.83	2	2	2	1	1						5.83
4	CiSt3		6.50	1.00	2	1	1	1	1						7.50
5	RoLi4		4.00	0.83	2	2	1	2	1						4.83
6	DiSt3		6.50	1.00	2	1	1	1	0						7.50
7	SiLi4		4.00	0.50	2	1	0	1	1						4.50
8	ChLi1		0.20	0.20	2	1	0	1	0						0.40
			36.20												42.56
	Program Components			Factor											
	Skating Skills			1.25	7.00	6.75	6.25	6.50	6.50						6.58
	Transitions/Linking Footwork/Movement			1.75	7.25	6.25	6.25	6.25	6.00						6.25
	Performance/Execution			1.00	7.00	6.50	6.00	6.00	6.75						6.42
	Composition/Choreography			1.00	7.25	6.75	6.25	6.50	6.00						6.50
	Interpretation/Timing			1.00	7.00	6.75	6.00	6.50	6.50						6.58
	Judges Total Program Component Score (factored)														38.67

Deductions	0.00
-------------------	-------------

Rank	Name	Nation	Starting Number	Total Segment Score	Total Element Score	Program Component Score (factored)	Total Deductions
2	Ксения КОНКИНА / Георгий РЕВИЯ		4	67.26	36.00	31.26	0.00

#	Executed Elements	Info	Base Value	GOE	J1	J2	J3	J4	J5	J6	J7	J8	J9	Ref	Scores of Panel
1	STw4		6.00	0.33	1	1	-1	0	1						6.33
2	DiSt2		5.00	0.00	0	0	0	0	0						5.00
3	SiLi4		4.00	0.67	1	1	1	2	2						4.67
4	Sp4		5.00	0.50	1	1	1	1	1						5.50
5	CuLi2		2.50	0.33	0	1	0	1	1						2.83
6	CiSt2		5.00	0.67	0	0	1	1	1						5.67
7	RoLi4		4.00	1.00	1	2	2	2	2						5.00
8	ChLi1		0.20	0.80	2	2	1	2	3						1.00
			31.70												36.00
	Program Components			Factor											
	Skating Skills			1.25	5.25	5.25	5.75	5.00	5.00						5.17
	Transitions/Linking Footwork/Movement			1.75	5.50	5.00	5.50	4.75	4.75						5.08
	Performance/Execution			1.00	5.25	5.50	5.75	5.25	5.25						5.33
	Composition/Choreography			1.00	5.25	5.50	6.00	4.75	5.25						5.33
	Interpretation/Timing			1.00	5.25	5.50	6.00	5.00	4.75						5.25
	Judges Total Program Component Score (factored)														31.26

Deductions	0.00
-------------------	-------------

Открытое пер-во на призы Президента ФФКМ

КМС, ТАНЦЫ НА ЛЬДУ ПРОИЗВОЛЬНЫЙ ТАНЕЦ

JUDGES DETAILS PER SKATER

Rank	Name	Nation	Starting Number	Total Segment Score	Total Element Score	Program Component Score (factored)	Total Deductions
3	Анастасия ХРОМОВА / Юрий КАРАСЕВ		5	63.69	31.47	32.22	0.00

#	Executed Elements	Info	Base Value	GOE	J1	J2	J3	J4	J5	J6	J7	J8	J9	Ref	Scores of Panel
1	STw4		6.00	0.50	2	2	-1	0	1						6.50
2	MiSt2		5.00	1.00	1	1	1	1	1						6.00
3	CuLi1		1.50	0.17	1	1	0	0	0						1.67
4	CoSp4		5.00	0.50	1	1	1	1	1						5.50
5	CiSt2		5.00	1.00	1	1	1	1	1						6.00
6	RoLi4		4.00	0.50	2	1	1	0	1						4.50
7	SiLi1		1.50	-0.20	0	0	-1	-1	-1						1.30
			28.00												31.47
Program Components			Factor												
	Skating Skills			1.25	5.50	5.75	6.00	5.00	5.00						5.42
	Transitions/Linking Footwork/Movement			1.75	5.50	5.50	5.75	4.75	4.75						5.25
	Performance/Execution			1.00	5.50	5.75	5.50	4.75	5.00						5.33
	Composition/Choreography			1.00	5.75	5.75	5.75	5.00	5.00						5.50
	Interpretation/Timing			1.00	5.75	5.50	5.75	5.00	5.00						5.42
Judges Total Program Component Score (factored)															32.22

Deductions	0.00
-------------------	-------------

Rank	Name	Nation	Starting Number	Total Segment Score	Total Element Score	Program Component Score (factored)	Total Deductions
4	Екатерина ЧЕРНИКИНА / Андрей ФИЛАТОВ		2	56.39	29.84	26.55	0.00

#	Executed Elements	Info	Base Value	GOE	J1	J2	J3	J4	J5	J6	J7	J8	J9	Ref	Scores of Panel
1	STw1		2.50	-0.33	-2	-1	-2	0	0						2.17
2	CuLi4		4.00	0.50	1	2	1	1	1						4.50
3	RoLi4		4.00	0.67	1	2	1	1	2						4.67
4	SiLi4		4.00	0.00	0	1	0	0	0						4.00
5	CiSt2		5.00	0.00	0	0	-1	2	0						5.00
6	Sp4		5.00	0.33	1	1	1	0	0						5.33
7	DiSt1		3.50	0.00	0	0	0	1	0						3.50
8	ChLi1		0.20	0.47	2	1	0	1	2						0.67
			28.20												29.84
Program Components			Factor												
	Skating Skills			1.25	4.25	4.50	4.75	4.75	4.25						4.50
	Transitions/Linking Footwork/Movement			1.75	4.25	4.25	4.50	4.50	4.25						4.33
	Performance/Execution			1.00	4.75	4.50	4.25	4.25	4.50						4.42
	Composition/Choreography			1.00	4.50	4.75	4.25	4.50	4.50						4.50
	Interpretation/Timing			1.00	4.50	4.75	4.25	4.50	4.25						4.42
Judges Total Program Component Score (factored)															26.55

Deductions	0.00
-------------------	-------------

Открытое пер-во на призы Президента ФФКМ

КМС, ТАНЦЫ НА ЛЬДУ ПРОИЗВОЛЬНЫЙ ТАНЕЦ

JUDGES DETAILS PER SKATER

Rank	Name	Nation	Starting Number	Total Segment Score	Total Element Score	Program Component Score (factored)	Total Deductions
5	Елена ИСАИЧЕВА / Александр ЕВМЕНОВ		3	55.87	30.17	25.70	0.00

#	Executed Elements	Info	Base Value	GOE	J1	J2	J3	J4	J5	J6	J7	J8	J9	Ref	Scores of Panel
1	STw3		5.00	-0.83	-2	-1	-1	-2	-2						4.17
2	SILi4		4.00	0.33	1	1	0	0	1						4.33
3	Sp3		4.00	0.17	0	0	0	1	1						4.17
4	CiSt2		5.00	-0.67	0	0	-1	-1	-1						4.33
5	MiSt2		5.00	0.00	0	0	0	0	1						5.00
6	CuLi4		4.00	0.17	0	1	0	1	0						4.17
7	RoLi4		4.00	0.00	0	1	0	0	-1						4.00
			31.00												30.17
	Program Components			Factor											
	Skating Skills			1.25	4.25	4.75	4.75	4.50	4.50						4.58
	Transitions/Linking Footwork/Movement			1.75	4.00	4.25	4.25	4.00	4.00						4.08
	Performance/Execution			1.00	4.25	4.25	4.25	4.25	4.00						4.25
	Composition/Choreography			1.00	4.25	4.50	4.50	4.00	4.25						4.33
	Interpretation/Timing			1.00	4.00	4.50	4.50	4.25	3.75						4.25
	Judges Total Program Component Score (factored)														25.70

Deductions	0.00
-------------------	-------------

Rank	Name	Nation	Starting Number	Total Segment Score	Total Element Score	Program Component Score (factored)	Total Deductions
6	Анастасия САВИЦКАЯ / Алексей ДУБРОВИН		1	54.29	29.67	25.62	1.00

#	Executed Elements	Info	Base Value	GOE	J1	J2	J3	J4	J5	J6	J7	J8	J9	Ref	Scores of Panel
1	SILi4		4.00	0.67	2	2	1	1	1						4.67
2	CiSt1		3.50	0.00	0	0	0	0	0						3.50
3	Sp4		5.00	0.67	2	1	2	1	1						5.67
4	CuLi4		4.00	0.50	1	1	1	1	1						4.50
5	DiSt2		5.00	0.00	0	0	-1	0	0						5.00
6	STw1		2.50	-0.70	-2	-2	-2	-2	-2						1.80
7	RoLi4		4.00	0.33	2	1	1	0	0						4.33
8	ChLi1		0.20	0.00	0	0	0	0	0						0.20
			28.20												29.67
	Program Components			Factor											
	Skating Skills			1.25	4.50	4.25	4.25	4.25	4.25						4.25
	Transitions/Linking Footwork/Movement			1.75	4.50	4.25	4.00	4.00	4.00						4.08
	Performance/Execution			1.00	4.75	4.50	4.25	4.25	3.75						4.33
	Composition/Choreography			1.00	4.50	4.75	4.50	4.25	4.25						4.42
	Interpretation/Timing			1.00	4.75	4.75	4.25	4.25	4.00						4.42
	Judges Total Program Component Score (factored)														25.62

Deductions	Falls: -1.00	-1.00
-------------------	--------------	--------------

Открытое пер-во на призы Президента ФФКМ

КМС, ТАНЦЫ НА ЛЬДУ ПРОИЗВОЛЬНЫЙ ТАНЕЦ

JUDGES DETAILS PER SKATER

Rank	Name	Nation	Starting Number	Total Segment Score	Total Element Score	Program Score (factored)	Total Component Score (factored)	Total Deductions
7	Евгения ЛОПАРЕВА / Алексей КАРПУШОВ		6	49.75	23.03		27.72	1.00

#	Executed Elements	Info	Base Value	GOE	J1	J2	J3	J4	J5	J6	J7	J8	J9	Ref	Scores of Panel
1	STw4		6.00	0.33	1	0	-1	1	1						6.33
2	CuLi1		1.50	0.50	1	1	1	1	1						2.00
3	CiSt1		3.50	-1.17	-3	-3	-2	-2	-2						2.33
4	CoSp2		3.00	0.00	0	0	0	0	0						3.00
5	RoLi4		4.00	0.17	0	0	0	1	1						4.17
6	MiSt1		3.50	0.00	0	0	0	0	0						3.50
7	SiLi1		1.50	0.00	0	0	0	0	0						1.50
8	ChLi1		0.20	0.00	0	0	0	0	0						0.20
			23.20												23.03
	Program Components			Factor											
	Skating Skills			1.25	4.75	4.50	4.50	4.75	4.75						4.67
	Transitions/Linking Footwork/Movement			1.75	4.50	4.25	4.50	4.50	4.75						4.50
	Performance/Execution			1.00	4.50	4.50	4.50	4.75	5.00						4.58
	Composition/Choreography			1.00	4.75	4.75	4.75	4.50	5.00						4.75
	Interpretation/Timing			1.00	4.75	4.50	4.50	5.00	4.75						4.67
	Judges Total Program Component Score (factored)														27.72

Deductions	Falls: -1.00	-1.00
-------------------	--------------	--------------

printed: 18.10.2013 16:10:15

Открытое пер-во на призы Президента ФФКМ

КМС, ТАНЦЫ НА ЛЬДУ ПРОИЗВОЛЬНЫЙ ТАНЕЦ

JUDGES DETAILS PER SKATER

Rank	Name	Nation	Starting Number	Total Segment Score	Total Element Score	Program Component Score (factored)	Total Deductions
1	Алла ЛОБОДА / Павел ДРОЗД		7	81.23	42.56	38.67	0.00

#	Executed Elements	Info	Base Value	GOE	J1	J2	J3	J4	J5	J6	J7	J8	J9	Ref	Scores of Panel
1	STw4		6.00	1.00	2	2	0	2	2						7.00
2	CuLi4		4.00	1.00	3	2	1	2	2						5.00
3	CoSp4		5.00	0.83	2	2	2	1	1						5.83
4	CiSt3		6.50	1.00	2	1	1	1	1						7.50
5	RoLi4		4.00	0.83	2	2	1	2	1						4.83
6	DiSt3		6.50	1.00	2	1	1	1	0						7.50
7	SiLi4		4.00	0.50	2	1	0	1	1						4.50
8	ChLi1		0.20	0.20	2	1	0	1	0						0.40
			36.20												42.56
Program Components			Factor												
	Skating Skills			1.25	7.00	6.75	6.25	6.50	6.50						6.58
	Transitions/Linking Footwork/Movement			1.75	7.25	6.25	6.25	6.25	6.00						6.25
	Performance/Execution			1.00	7.00	6.50	6.00	6.00	6.75						6.42
	Composition/Choreography			1.00	7.25	6.75	6.25	6.50	6.00						6.50
	Interpretation/Timing			1.00	7.00	6.75	6.00	6.50	6.50						6.58
	Judges Total Program Component Score (factored)														38.67

Deductions	0.00
-------------------	-------------

Rank	Name	Nation	Starting Number	Total Segment Score	Total Element Score	Program Component Score (factored)	Total Deductions
2	Ксения КОНКИНА / Георгий РЕВИЯ		4	67.26	36.00	31.26	0.00

#	Executed Elements	Info	Base Value	GOE	J1	J2	J3	J4	J5	J6	J7	J8	J9	Ref	Scores of Panel
1	STw4		6.00	0.33	1	1	-1	0	1						6.33
2	DiSt2		5.00	0.00	0	0	0	0	0						5.00
3	SiLi4		4.00	0.67	1	1	1	2	2						4.67
4	Sp4		5.00	0.50	1	1	1	1	1						5.50
5	CuLi2		2.50	0.33	0	1	0	1	1						2.83
6	CiSt2		5.00	0.67	0	0	1	1	1						5.67
7	RoLi4		4.00	1.00	1	2	2	2	2						5.00
8	ChLi1		0.20	0.80	2	2	1	2	3						1.00
			31.70												36.00
Program Components			Factor												
	Skating Skills			1.25	5.25	5.25	5.75	5.00	5.00						5.17
	Transitions/Linking Footwork/Movement			1.75	5.50	5.00	5.50	4.75	4.75						5.08
	Performance/Execution			1.00	5.25	5.50	5.75	5.25	5.25						5.33
	Composition/Choreography			1.00	5.25	5.50	6.00	4.75	5.25						5.33
	Interpretation/Timing			1.00	5.25	5.50	6.00	5.00	4.75						5.25
	Judges Total Program Component Score (factored)														31.26

Deductions	0.00
-------------------	-------------

Открытое пер-во на призы Президента ФФКМ

КМС, ТАНЦЫ НА ЛЬДУ ПРОИЗВОЛЬНЫЙ ТАНЕЦ

JUDGES DETAILS PER SKATER

Rank	Name	Nation	Starting Number	Total Segment Score	Total Element Score	Program Component Score (factored)	Total Deductions
3	Анастасия ХРОМОВА / Юрий КАРАСЕВ		5	63.69	31.47	32.22	0.00

#	Executed Elements	Info	Base Value	GOE	J1	J2	J3	J4	J5	J6	J7	J8	J9	Ref	Scores of Panel
1	STw4		6.00	0.50	2	2	-1	0	1						6.50
2	MiSt2		5.00	1.00	1	1	1	1	1						6.00
3	CuLi1		1.50	0.17	1	1	0	0	0						1.67
4	CoSp4		5.00	0.50	1	1	1	1	1						5.50
5	CiSt2		5.00	1.00	1	1	1	1	1						6.00
6	RoLi4		4.00	0.50	2	1	1	0	1						4.50
7	SiLi1		1.50	-0.20	0	0	-1	-1	-1						1.30
			28.00												31.47
	Program Components			Factor											
	Skating Skills			1.25	5.50	5.75	6.00	5.00	5.00						5.42
	Transitions/Linking Footwork/Movement			1.75	5.50	5.50	5.75	4.75	4.75						5.25
	Performance/Execution			1.00	5.50	5.75	5.50	4.75	5.00						5.33
	Composition/Choreography			1.00	5.75	5.75	5.75	5.00	5.00						5.50
	Interpretation/Timing			1.00	5.75	5.50	5.75	5.00	5.00						5.42
	Judges Total Program Component Score (factored)														32.22

Deductions	0.00
-------------------	-------------

Rank	Name	Nation	Starting Number	Total Segment Score	Total Element Score	Program Component Score (factored)	Total Deductions
4	Екатерина ЧЕРНИКИНА / Андрей ФИЛАТОВ		2	56.39	29.84	26.55	0.00

#	Executed Elements	Info	Base Value	GOE	J1	J2	J3	J4	J5	J6	J7	J8	J9	Ref	Scores of Panel
1	STw1		2.50	-0.33	-2	-1	-2	0	0						2.17
2	CuLi4		4.00	0.50	1	2	1	1	1						4.50
3	RoLi4		4.00	0.67	1	2	1	1	2						4.67
4	SiLi4		4.00	0.00	0	1	0	0	0						4.00
5	CiSt2		5.00	0.00	0	0	-1	2	0						5.00
6	Sp4		5.00	0.33	1	1	1	0	0						5.33
7	DiSt1		3.50	0.00	0	0	0	1	0						3.50
8	ChLi1		0.20	0.47	2	1	0	1	2						0.67
			28.20												29.84
	Program Components			Factor											
	Skating Skills			1.25	4.25	4.50	4.75	4.75	4.25						4.50
	Transitions/Linking Footwork/Movement			1.75	4.25	4.25	4.50	4.50	4.25						4.33
	Performance/Execution			1.00	4.75	4.50	4.25	4.25	4.50						4.42
	Composition/Choreography			1.00	4.50	4.75	4.25	4.50	4.50						4.50
	Interpretation/Timing			1.00	4.50	4.75	4.25	4.50	4.25						4.42
	Judges Total Program Component Score (factored)														26.55

Deductions	0.00
-------------------	-------------

Открытое пер-во на призы Президента ФФКМ

КМС, ТАНЦЫ НА ЛЬДУ ПРОИЗВОЛЬНЫЙ ТАНЕЦ

JUDGES DETAILS PER SKATER

Rank	Name	Nation	Starting Number	Total Segment Score	Total Element Score	Program Component Score (factored)	Total Deductions
5	Елена ИСАИЧЕВА / Александр ЕВМЕНОВ		3	55.87	30.17	25.70	0.00

#	Executed Elements	Info	Base Value	GOE	J1	J2	J3	J4	J5	J6	J7	J8	J9	Ref	Scores of Panel
1	STw3		5.00	-0.83	-2	-1	-1	-2	-2						4.17
2	SILi4		4.00	0.33	1	1	0	0	1						4.33
3	Sp3		4.00	0.17	0	0	0	1	1						4.17
4	CiSt2		5.00	-0.67	0	0	-1	-1	-1						4.33
5	MiSt2		5.00	0.00	0	0	0	0	1						5.00
6	CuLi4		4.00	0.17	0	1	0	1	0						4.17
7	RoLi4		4.00	0.00	0	1	0	0	-1						4.00
			31.00												30.17
	Program Components			Factor											
	Skating Skills			1.25	4.25	4.75	4.75	4.50	4.50						4.58
	Transitions/Linking Footwork/Movement			1.75	4.00	4.25	4.25	4.00	4.00						4.08
	Performance/Execution			1.00	4.25	4.25	4.25	4.25	4.00						4.25
	Composition/Choreography			1.00	4.25	4.50	4.50	4.00	4.25						4.33
	Interpretation/Timing			1.00	4.00	4.50	4.50	4.25	3.75						4.25
	Judges Total Program Component Score (factored)														25.70

Deductions	0.00
-------------------	-------------

Rank	Name	Nation	Starting Number	Total Segment Score	Total Element Score	Program Component Score (factored)	Total Deductions
6	Анастасия САВИЦКАЯ / Алексей ДУБРОВИН		1	54.29	29.67	25.62	1.00

#	Executed Elements	Info	Base Value	GOE	J1	J2	J3	J4	J5	J6	J7	J8	J9	Ref	Scores of Panel
1	SILi4		4.00	0.67	2	2	1	1	1						4.67
2	CiSt1		3.50	0.00	0	0	0	0	0						3.50
3	Sp4		5.00	0.67	2	1	2	1	1						5.67
4	CuLi4		4.00	0.50	1	1	1	1	1						4.50
5	DiSt2		5.00	0.00	0	0	-1	0	0						5.00
6	STw1		2.50	-0.70	-2	-2	-2	-2	-2						1.80
7	RoLi4		4.00	0.33	2	1	1	0	0						4.33
8	ChLi1		0.20	0.00	0	0	0	0	0						0.20
			28.20												29.67
	Program Components			Factor											
	Skating Skills			1.25	4.50	4.25	4.25	4.25	4.25						4.25
	Transitions/Linking Footwork/Movement			1.75	4.50	4.25	4.00	4.00	4.00						4.08
	Performance/Execution			1.00	4.75	4.50	4.25	4.25	3.75						4.33
	Composition/Choreography			1.00	4.50	4.75	4.50	4.25	4.25						4.42
	Interpretation/Timing			1.00	4.75	4.75	4.25	4.25	4.00						4.42
	Judges Total Program Component Score (factored)														25.62

Deductions	Falls: -1.00	-1.00
-------------------	--------------	--------------

Открытое пер-во на призы Президента ФФКМ

КМС, ТАНЦЫ НА ЛЬДУ ПРОИЗВОЛЬНЫЙ ТАНЕЦ

JUDGES DETAILS PER SKATER

Rank	Name	Nation	Starting Number	Total Segment Score	Total Element Score	Program Score (factored)	Total Component Score (factored)	Total Deductions
7	Евгения ЛОПАРЕВА / Алексей КАРПУШОВ		6	49.75	23.03		27.72	1.00

#	Executed Elements	Info	Base Value	GOE	J1	J2	J3	J4	J5	J6	J7	J8	J9	Ref	Scores of Panel
1	STw4		6.00	0.33	1	0	-1	1	1						6.33
2	CuLi1		1.50	0.50	1	1	1	1	1						2.00
3	CiSt1		3.50	-1.17	-3	-3	-2	-2	-2						2.33
4	CoSp2		3.00	0.00	0	0	0	0	0						3.00
5	RoLi4		4.00	0.17	0	0	0	1	1						4.17
6	MiSt1		3.50	0.00	0	0	0	0	0						3.50
7	SiLi1		1.50	0.00	0	0	0	0	0						1.50
8	ChLi1		0.20	0.00	0	0	0	0	0						0.20
			23.20												23.03
	Program Components			Factor											
	Skating Skills			1.25	4.75	4.50	4.50	4.75	4.75						4.67
	Transitions/Linking Footwork/Movement			1.75	4.50	4.25	4.50	4.50	4.75						4.50
	Performance/Execution			1.00	4.50	4.50	4.50	4.75	5.00						4.58
	Composition/Choreography			1.00	4.75	4.75	4.75	4.50	5.00						4.75
	Interpretation/Timing			1.00	4.75	4.50	4.50	5.00	4.75						4.67
	Judges Total Program Component Score (factored)														27.72

Deductions	Falls: -1.00	-1.00
-------------------	--------------	--------------

printed: 18.10.2013 15:11:00

**Открытое Первенство на призы
Президента Федерации фигурного катания на коньках города Москвы**

г. Москва, ЛД «Хрустальный»

17 - 18 октября 2013 г.

**17 октября (четверг)
ДЕВОЧКИ - 2 спортивный разряд
СУДЕЙСКАЯ БРИГАДА**

Технический контролер	Баранова Дарья	Москва
------------------------------	----------------	--------

Технический специалист	Росляков Сергей	Москва
-------------------------------	-----------------	--------

Ассистент технического специалиста	Кондаков Александр	Москва
---	--------------------	--------

Старший судья	Апахина Ирина	Москва
----------------------	---------------	--------

Судьи

1	Апахина Ирина	Москва
----------	---------------	--------

2	Пронина Анна	Мос.обл.
----------	--------------	----------

3	Наумова Елена	Москва
----------	---------------	--------

4	Романова Екатерина	Москва
----------	--------------------	--------

5	Гозева Оксана	Москва
----------	---------------	--------

Оператор ввода данных	Метушевская Ольга	Москва
------------------------------	-------------------	--------

Видеооператор	Гришутина Мария	Москва
----------------------	-----------------	--------

Открытое пер-во на призы Президента ФФКМ

RESULTS

2-Й СПОРТИВНЫЙ РАЗРЯД, ОДИНОЧНОЕ КАТАНИЕ (ДЕВОЧКИ) FINAL RESULT

Pl.	Name	Nation	Total Score	КП	ПП
1	Екатерина РЯБОВА МГО ВФСО "Динамо"		114,88	1	1
2	Анна ТАРУСИНА СДЮСШОР «Воробьевы Горы»		109,13	3	2
3	Диана ДЭВИС Самбо-70		108,12	2	3
4	Алена КОСТОРНАЯ СДЮСШОР «Воробьевы Горы»		102,75	4	7
5	Алена ИЛЬИНА Самбо-70		101,72	5	5
6	Мариам КАБАЛИЯ МУП "МДЦХ и ФК"		100,42	10	4
7	Ксения ЦИБИНОВА ГБОУ МССУОР №4		94,17	15	6
8	Вероника КИМОНТ Самбо-70		93,98	7	9
9	Алина ЛЫСЕНКО УОР 2		93,59	11	8
10	Ксения ПАНКОВА ГБОУ МССУОР №4		90,39	6	12
11	Алиса БРЕГА ДЮСШ "Снежные Барсы"		88,81	13	10
12	Анастасия УЛЬЯНОВА СДЮСШОР "Юность Москвы"		88,81	12	11
13	Анна ЩЕЛОЧКОВА Самбо-70		86,46	8	14
14	Анастасия КОЛГАНОВА Самбо-70		85,70	9	15
15	Анастасия ВАРИНА ДЮСШ "Снежные Барсы"		85,26	14	13
16	Мargarита ЛАЗАРЕВА Самбо-70		82,36	19	16
17	Алина ОРЛОВА ЦСКА		80,17	16	18
18	Таисия ТУЗОВА Самбо-70		79,78	17	19
19	Алина ХАНОВА СДЮСШОР Сокольники		78,83	18	20
20	Надежда ПОНОМАРЕВА Самбо-70		78,50	22	17
21	Олеся САВЧЕНКО МУП "МДЦХ и ФК"		74,89	21	21
22	Лина ДРЕЙЕР СДЮСШОР "Москвич"		73,72	20	22
23	Алена КЛЯЧИНА Самбо-70		61,59	23	23

Ирина АПАХИНА МОС
Referee



Дарья БАРАНОВА МОС
Technical Controller



Открытое пер-во на призы Президента ФФКМ

2-Й СПОРТИВНЫЙ РАЗРЯД, ОДИНОЧНОЕ КАТАНИЕ (ДЕВОЧКИ) КОРОТКАЯ ПРОГРАММА

JUD

Rank	Name	Nation	Starting Number	Total Segment Score	Total Element Score	Program Component Score (factored)	Total Deductions
1	Екатерина РЯБОВА		3	43.65	24.53	19.12	0.00

#	Executed Elements	Info	Base Value	GOE	J1	J2	J3	J4	J5	J6	J7	J8	J9	Ref	Scores of Panel
1	2A		3.30	0.33	1	1	1	0	0						3.63
2	3S+2T		5.50	-0.47	-1	0	-1	-1	0						5.03
3	3T		4.10	0.47	0	1	1	0	1						4.57
4	CCoSp4		3.50	0.50	1	1	2	1	1						4.00
5	StSq2		2.60	0.50	1	1	1	1	1						3.10
6	LSp4		2.70	1.50	3	3	3	3	3						4.20
			21.70												24.53
	Program Components			Factor											
	Skating Skills			0.80	4.50	4.75	5.00	4.75	4.75						4.75
	Transitions/Linking Footwork/Movement			0.80	4.50	4.75	4.75	4.25	4.50						4.58
	Performance/Execution			0.80	4.50	5.25	5.00	4.75	4.75						4.83
	Choreography/Composition			0.80	4.50	5.00	4.75	5.00	4.75						4.83
	Interpretation			0.80	4.75	5.00	4.75	5.00	5.00						4.92
	Judges Total Program Component Score (factored)														19.12

Deductions	0.00
-------------------	-------------

Rank	Name	Nation	Starting Number	Total Segment Score	Total Element Score	Program Component Score (factored)	Total Deductions
2	Диана ДЭВИС		19	39.82	20.60	19.22	0.00

#	Executed Elements	Info	Base Value	GOE	J1	J2	J3	J4	J5	J6	J7	J8	J9	Ref	Scores of Panel
1	StSq3		3.30	0.67	2	1	1	2	1						3.97
2	CCoSp4		3.50	0.50	2	1	1	1	1						4.00
3	2A		3.63	x 0.33	0	1	0	1	1						3.96
4	2Lz+2Lo		4.29	x 0.20	1	1	0	0	1						4.49
5	2F		1.98	x 0.30	1	1	1	1	0						2.28
6	LSp2		1.90	0.00	1	0	0	0	0						1.90
			18.60												20.60
	Program Components			Factor											
	Skating Skills			0.80	4.75	4.75	4.75	4.25	4.50						4.67
	Transitions/Linking Footwork/Movement			0.80	5.00	5.00	4.50	4.25	4.50						4.67
	Performance/Execution			0.80	4.75	5.00	5.00	4.75	4.75						4.83
	Choreography/Composition			0.80	4.75	5.00	5.00	5.00	4.50						4.92
	Interpretation			0.80	5.00	5.25	4.75	5.00	4.75						4.92
	Judges Total Program Component Score (factored)														19.22

Deductions	0.00
-------------------	-------------

x Credit for highlight distribution, base value multiplied by 1.1

Открытое пер-во на призы Президента ФФКМ

2-Й СПОРТИВНЫЙ РАЗРЯД, ОДИНОЧНОЕ КАТАНИЕ (ДЕВОЧКИ) КОРОТКАЯ ПРОГРАММА

JUD

Rank	Name	Nation	Starting Number	Total Segment Score	Total Element Score	Program Component Score (factored)	Total Deductions
3	Анна ТАРУСИНА		22	39.81	21.87	17.94	0.00

#	Executed Elements	Info	Base Value	GOE	J1	J2	J3	J4	J5	J6	J7	J8	J9	Ref	Scores of Panel
1	2A		3.30	0.50	1	1	1	1	1						3.80
2	3S		4.20	-1.40	-2	-2	-2	-2	-2						2.80
3	3T+2T		5.40	0.70	1	1	1	0	1						6.10
4	LSp3		2.40	0.17	1	1	0	0	0						2.57
5	StSq2		2.60	0.50	1	1	0	1	1						3.10
6	CCoSp3		3.00	0.50	1	1	0	1	1						3.50
			20.90												21.87
	Program Components			Factor											
	Skating Skills			0.80	4.25	4.50	4.75	4.50	4.50						4.50
	Transitions/Linking Footwork/Movement			0.80	4.25	4.50	4.25	4.25	4.25						4.25
	Performance/Execution			0.80	4.50	4.75	4.50	4.50	4.50						4.50
	Choreography/Composition			0.80	4.75	4.75	4.50	4.75	4.50						4.67
	Interpretation			0.80	4.25	4.75	4.25	4.50	4.75						4.50
	Judges Total Program Component Score (factored)														17.94

Deductions	0.00
-------------------	-------------

Rank	Name	Nation	Starting Number	Total Segment Score	Total Element Score	Program Component Score (factored)	Total Deductions
4	Алена КОСТОПНАЯ		12	38.86	20.60	18.26	0.00

#	Executed Elements	Info	Base Value	GOE	J1	J2	J3	J4	J5	J6	J7	J8	J9	Ref	Scores of Panel
1	2Lz		2.10	0.20	1	1	1	0	0						2.30
2	3S<+2T	<	4.20	-0.70	-1	-1	-1	-1	-1						3.50
3	2A		3.30	0.00	0	0	0	0	0						3.30
4	LSp4		2.70	0.50	1	1	1	1	1						3.20
5	StSq3		3.30	0.50	1	1	1	1	1						3.80
6	CCoSp4		3.50	1.00	2	2	2	1	2						4.50
			19.10												20.60
	Program Components			Factor											
	Skating Skills			0.80	4.75	4.75	4.75	4.50	4.75						4.75
	Transitions/Linking Footwork/Movement			0.80	4.75	4.50	4.50	4.25	4.25						4.42
	Performance/Execution			0.80	4.50	4.75	4.75	4.50	4.50						4.58
	Choreography/Composition			0.80	4.50	4.50	4.75	4.75	4.50						4.58
	Interpretation			0.80	4.50	4.50	4.50	4.50	4.75						4.50
	Judges Total Program Component Score (factored)														18.26

Deductions	0.00
-------------------	-------------

< Under-rotated jump

Открытое пер-во на призы Президента ФФКМ

2-Й СПОРТИВНЫЙ РАЗРЯД, ОДИНОЧНОЕ КАТАНИЕ (ДЕВОЧКИ) КОРОТКАЯ ПРОГРАММА

JUD

Rank	Name	Nation	Starting Number	Total Segment Score	Total Element Score	Program Component Score (factored)	Total Deductions
5	Алена ИЛЬИНА		14	36.88	18.84	18.04	0.00

#	Executed Elements	Info	Base Value	GOE	J1	J2	J3	J4	J5	J6	J7	J8	J9	Ref	Scores of Panel
1	StSq3		3.30	0.50	1	1	1	1	0						3.80
2	1A		1.10	0.07	1	1	0	0	0						1.17
3	CCoSp4		3.50	0.50	1	1	0	1	1						4.00
4	2Lz+2Lo		4.29	x 0.10	1	1	0	0	0						4.39
5	2F		1.98	x 0.30	1	2	1	1	1						2.28
6	LSp4		2.70	0.50	1	1	1	1	0						3.20
			16.87												18.84
	Program Components			Factor											
	Skating Skills			0.80	4.50	4.75	4.50	4.25	4.75						4.58
	Transitions/Linking Footwork/Movement			0.80	4.50	5.00	4.25	4.00	4.25						4.33
	Performance/Execution			0.80	4.75	5.00	4.50	4.50	4.25						4.58
	Choreography/Composition			0.80	4.75	4.75	4.50	4.50	4.25						4.58
	Interpretation			0.80	4.50	4.75	4.50	4.50	4.50						4.50
	Judges Total Program Component Score (factored)														18.04

Deductions	0.00
-------------------	-------------

x Credit for highlight distribution, base value multiplied by 1.1

Rank	Name	Nation	Starting Number	Total Segment Score	Total Element Score	Program Component Score (factored)	Total Deductions
6	Ксения ПАНКОВА		1	35.01	18.75	17.26	1.00

#	Executed Elements	Info	Base Value	GOE	J1	J2	J3	J4	J5	J6	J7	J8	J9	Ref	Scores of Panel
1	StSq2		2.60	0.50	1	1	1	1	1						3.10
2	2A		3.30	0.00	0	-1	0	0	0						3.30
3	CCoSp4		3.50	0.50	1	1	2	1	1						4.00
4	2F+2Lo		3.96	x 0.10	0	1	0	0	1						4.06
5	3S<	<	3.19	x -2.10	-3	-3	-3	-3	-3						1.09
6	LSp4		2.70	0.50	1	1	2	1	1						3.20
			19.25												18.75
	Program Components			Factor											
	Skating Skills			0.80	4.25	4.50	4.25	4.25	4.50						4.33
	Transitions/Linking Footwork/Movement			0.80	4.50	4.25	4.25	4.00	4.25						4.25
	Performance/Execution			0.80	4.25	4.25	4.50	4.25	4.25						4.25
	Choreography/Composition			0.80	4.25	4.50	4.50	4.50	4.50						4.50
	Interpretation			0.80	4.50	4.00	4.25	4.25	4.25						4.25
	Judges Total Program Component Score (factored)														17.26

Deductions	Falls: -1.00	-1.00
-------------------	--------------	--------------

< Under-rotated jump x Credit for highlight distribution, base value multiplied by 1.1

Открытое пер-во на призы Президента ФФКМ

2-Й СПОРТИВНЫЙ РАЗРЯД, ОДИНОЧНОЕ КАТАНИЕ (ДЕВОЧКИ) КОРОТКАЯ ПРОГРАММА

JUD

Rank	Name	Nation	Starting Number	Total Segment Score	Total Element Score	Program Component Score (factored)	Total Deductions
7	Вероника КИМОНТ		21	34.97	17.29	18.68	1.00

#	Executed Elements	Info	Base Value	GOE	J1	J2	J3	J4	J5	J6	J7	J8	J9	Ref	Scores of Panel
1	2F		1.80	0.30	1	1	0	1	1						2.10
2	2A<	<	2.30	-1.50	-3	-3	-3	-3	-3						0.80
3	LSp3		2.40	0.50	1	1	1	2	0						2.90
4	StSq2		2.60	0.50	2	1	0	1	1						3.10
5	2Lz+2Lo	x	4.29	0.10	1	1	0	0	0						4.39
6	CCoSp4		3.50	0.50	1	1	1	1	1						4.00
			16.89												17.29
Program Components				Factor											
Skating Skills				0.80	4.75	4.75	4.75	4.50	4.50						4.67
Transitions/Linking Footwork/Movement				0.80	5.00	4.75	4.50	4.25	4.25						4.50
Performance/Execution				0.80	5.25	5.00	4.75	4.50	4.50						4.75
Choreography/Composition				0.80	5.00	5.00	4.50	4.50	4.50						4.67
Interpretation				0.80	5.25	5.00	4.50	4.50	4.75						4.75
Judges Total Program Component Score (factored)															18.68

Deductions	Falls: -1.00	-1.00
-------------------	--------------	--------------

< Under-rotated jump x Credit for highlight distribution, base value multiplied by 1.1

Rank	Name	Nation	Starting Number	Total Segment Score	Total Element Score	Program Component Score (factored)	Total Deductions
8	Анна ЩЕЛОЧКОВА		8	32.61	15.67	16.94	0.00

#	Executed Elements	Info	Base Value	GOE	J1	J2	J3	J4	J5	J6	J7	J8	J9	Ref	Scores of Panel
1	2F		1.80	0.00	1	0	0	0	0						1.80
2	1A		1.10	0.20	1	1	1	1	0						1.30
3	LSp3		2.40	0.00	0	0	0	0	0						2.40
4	2Lz+2T		3.40	0.00	0	1	0	-1	0						3.40
5	StSq2		2.60	0.17	0	0	0	1	1						2.77
6	CCoSp4		3.50	0.50	1	1	1	1	1						4.00
			14.80												15.67
Program Components				Factor											
Skating Skills				0.80	4.25	4.50	4.25	4.00	4.00						4.17
Transitions/Linking Footwork/Movement				0.80	4.25	4.25	4.00	4.25	3.75						4.17
Performance/Execution				0.80	4.50	4.50	4.25	4.25	4.25						4.33
Choreography/Composition				0.80	4.25	4.25	4.00	4.50	4.25						4.25
Interpretation				0.80	4.25	4.25	4.25	4.25	4.25						4.25
Judges Total Program Component Score (factored)															16.94

Deductions		0.00
-------------------	--	-------------

Открытое пер-во на призы Президента ФФКМ

2-Й СПОРТИВНЫЙ РАЗРЯД, ОДИНОЧНОЕ КАТАНИЕ (ДЕВОЧКИ) КОРОТКАЯ ПРОГРАММА

JUD

Rank	Name	Nation	Starting Number	Total Segment Score	Total Element Score	Program Component Score (factored)	Total Deductions
9	Анастасия КОЛГАНОВА		4	32.32	15.06	17.26	0.00

#	Executed Elements	Info	Base Value	GOE	J1	J2	J3	J4	J5	J6	J7	J8	J9	Ref	Scores of Panel
1	2A<<	<<	1.10	-0.40	-2	-1	-2	-2	-2						0.70
2	3T<<	<<	1.30	-0.40	-2	-2	-2	-3	-2						0.90
3	3S<+2T	<	4.20	-1.40	-2	-2	-2	-2	-1						2.80
4	LSp3		2.40	0.83	1	1	2	3	2						3.23
5	StSq2		2.60	0.33	1	0	1	1	0						2.93
6	CCoSp4		3.50	1.00	2	1	2	3	2						4.50
			15.10												15.06
Program Components				Factor											
Skating Skills				0.80	4.25	4.25	4.50	4.25	4.50						4.33
Transitions/Linking Footwork/Movement				0.80	3.75	4.00	4.25	4.25	4.00						4.08
Performance/Execution				0.80	4.25	4.25	4.75	4.75	4.25						4.42
Choreography/Composition				0.80	4.00	3.75	4.50	4.25	4.50						4.25
Interpretation				0.80	4.50	3.75	4.50	4.50	4.50						4.50
Judges Total Program Component Score (factored)															17.26

Deductions	0.00
-------------------	-------------

< Under-rotated jump << Downgraded jump

Rank	Name	Nation	Starting Number	Total Segment Score	Total Element Score	Program Component Score (factored)	Total Deductions
10	Мариам КАБАЛИЯ		10	32.29	17.43	17.86	3.00

#	Executed Elements	Info	Base Value	GOE	J1	J2	J3	J4	J5	J6	J7	J8	J9	Ref	Scores of Panel
1	3S+2T		5.50	-0.70	-1	-1	-1	-2	-1						4.80
2	3T		4.10	-1.40	-2	-2	-2	-2	-2						2.70
3	LSp3		2.40	0.33	1	1	0	1	0						2.73
4	StSq2		2.60	-0.70	-2	-2	-3	-2	-3						1.90
5	2A	x	3.63	-1.50	-3	-3	-3	-3	-3						2.13
6	CCoSp3		3.00	0.17	1	0	0	1	0						3.17
			21.23												17.43
Program Components				Factor											
Skating Skills				0.80	5.25	5.00	5.25	5.00	4.75						5.08
Transitions/Linking Footwork/Movement				0.80	4.50	4.50	4.50	4.25	4.25						4.42
Performance/Execution				0.80	4.00	4.00	4.50	4.00	4.00						4.00
Choreography/Composition				0.80	4.75	4.50	4.50	4.50	4.25						4.50
Interpretation				0.80	4.75	4.50	4.25	4.00	4.25						4.33
Judges Total Program Component Score (factored)															17.86

Deductions	Time violation: -1.00	Falls: -2.00	-3.00
-------------------	-----------------------	--------------	--------------

x Credit for highlight distribution, base value multiplied by 1.1

Открытое пер-во на призы Президента ФФКМ

2-Й СПОРТИВНЫЙ РАЗРЯД, ОДИНОЧНОЕ КАТАНИЕ (ДЕВОЧКИ) КОРОТКАЯ ПРОГРАММА

JUD

Rank	Name	Nation	Starting Number	Total Segment Score	Total Element Score	Program Component Score (factored)	Total Deductions
11	Алина ЛЫСЕНКО		18	31.77	17.51	15.26	1.00

#	Executed Elements	Info	Base Value	GOE	J1	J2	J3	J4	J5	J6	J7	J8	J9	Ref	Scores of Panel
1	3T+2T		5.40	-0.70	-1	-1	-1	-1	-1						4.70
2	2A		3.30	0.50	1	1	1	1	1						3.80
3	LSp3		2.40	-0.10	0	0	-1	-1	0						2.30
4	2Lz		2.31	x -0.90	-3	-3	-3	-3	-3						1.41
5	StSq1		1.80	0.00	0	0	0	0	0						1.80
6	CCoSp4		3.50	0.00	0	0	1	0	0						3.50
			18.71												17.51
Program Components				Factor											
	Skating Skills			0.80	4.00	4.00	4.75	3.75	4.25						4.08
	Transitions/Linking Footwork/Movement			0.80	3.75	3.50	4.25	3.50	4.00						3.75
	Performance/Execution			0.80	3.50	3.50	4.25	3.50	4.00						3.67
	Choreography/Composition			0.80	3.75	3.50	4.25	3.75	4.00						3.83
	Interpretation			0.80	3.50	3.50	4.25	3.50	4.25						3.75
	Judges Total Program Component Score (factored)														15.26

Deductions	Falls: -1.00	-1.00
-------------------	--------------	--------------

x Credit for highlight distribution, base value multiplied by 1.1

Rank	Name	Nation	Starting Number	Total Segment Score	Total Element Score	Program Component Score (factored)	Total Deductions
12	Анастасия УЛЬЯНОВА		5	31.63	15.35	16.28	0.00

#	Executed Elements	Info	Base Value	GOE	J1	J2	J3	J4	J5	J6	J7	J8	J9	Ref	Scores of Panel
1	2Lz		2.10	0.00	0	0	0	-1	0						2.10
2	1A		1.10	0.07	0	1	1	0	0						1.17
3	LSp3		2.40	0.67	1	1	1	2	2						3.07
4	2F+2Lo<	e	3.41	x -0.50	-2	-2	-1	-2	-1						2.91
5	StSq2		2.60	0.00	0	0	1	0	0						2.60
6	CCoSp3		3.00	0.50	1	0	1	1	1						3.50
			14.61												15.35
Program Components				Factor											
	Skating Skills			0.80	3.50	3.75	4.00	4.25	4.50						4.00
	Transitions/Linking Footwork/Movement			0.80	3.75	3.50	4.25	4.25	4.00						4.00
	Performance/Execution			0.80	3.75	3.50	4.50	4.50	4.25						4.17
	Choreography/Composition			0.80	4.00	3.50	4.25	4.50	4.25						4.17
	Interpretation			0.80	3.75	3.50	4.25	4.00	4.50						4.00
	Judges Total Program Component Score (factored)														16.28

Deductions		0.00
-------------------	--	-------------

< Under-rotated jump x Credit for highlight distribution, base value multiplied by 1.1 e Jump take off with wrong edge

Открытое пер-во на призы Президента ФФКМ

2-Й СПОРТИВНЫЙ РАЗРЯД, ОДИНОЧНОЕ КАТАНИЕ (ДЕВОЧКИ) КОРОТКАЯ ПРОГРАММА

JUD

Rank	Name	Nation	Starting Number	Total Segment Score	Total Element Score	Program Component Score (factored)	Total Deductions
13	Алиса БРЕГА		2	31.23	14.57	18.66	2.00

#	Executed Elements	Info	Base Value	GOE	J1	J2	J3	J4	J5	J6	J7	J8	J9	Ref	Scores of Panel
1	2A		3.30	-1.50	-3	-3	-3	-3	-3						1.80
2	StSq2		2.60	0.50	2	1	1	1	1						3.10
3	LSp4		2.70	0.33	1	1	0	1	0						3.03
4	3S<<+COMBO	<<	1.43	x -0.60	-3	-3	0	-3	-3						0.83
5	2Lz		2.31	x 0.00	0	0	0	0	0						2.31
6	CCoSp3		3.00	0.50	1	1	2	1	1						3.50
			15.34												14.57
Program Components				Factor											
	Skating Skills			0.80	4.25	5.00	4.50	4.50	4.75						4.58
	Transitions/Linking Footwork/Movement			0.80	4.75	4.50	4.75	4.50	4.75						4.67
	Performance/Execution			0.80	4.50	4.25	4.50	4.00	4.25						4.33
	Choreography/Composition			0.80	5.00	5.00	5.00	4.75	4.50						4.92
	Interpretation			0.80	5.00	4.75	5.00	4.25	4.75						4.83
	Judges Total Program Component Score (factored)														18.66

Deductions	Falls: -2.00	-2.00
-------------------	--------------	--------------

<< Downgraded jump x Credit for highlight distribution, base value multiplied by 1.1

Rank	Name	Nation	Starting Number	Total Segment Score	Total Element Score	Program Component Score (factored)	Total Deductions
14	Анастасия БАРИНА		13	31.10	15.84	17.26	2.00

#	Executed Elements	Info	Base Value	GOE	J1	J2	J3	J4	J5	J6	J7	J8	J9	Ref	Scores of Panel
1	2A<<	<<	1.10	-0.60	-3	-3	-3	-3	-3						0.50
2	LSp3		2.40	1.00	2	2	2	2	1						3.40
3	CCoSp4		3.50	1.00	2	2	2	2	1						4.50
4	3S<<	<<	1.43	x -0.60	-3	-3	-3	-3	-3						0.83
5	2Lz+2T		3.74	x 0.10	1	1	0	0	0						3.84
6	StSq2		2.60	0.17	1	1	0	0	0						2.77
			14.77												15.84
Program Components				Factor											
	Skating Skills			0.80	4.75	5.25	4.25	4.75	4.75						4.75
	Transitions/Linking Footwork/Movement			0.80	4.50	4.50	4.00	4.25	4.25						4.33
	Performance/Execution			0.80	3.75	4.50	4.00	4.00	4.25						4.08
	Choreography/Composition			0.80	4.25	4.75	3.75	4.00	4.50						4.25
	Interpretation			0.80	4.00	4.50	4.00	3.75	4.50						4.17
	Judges Total Program Component Score (factored)														17.26

Deductions	Falls: -2.00	-2.00
-------------------	--------------	--------------

<< Downgraded jump x Credit for highlight distribution, base value multiplied by 1.1

Открытое пер-во на призы Президента ФФКМ

2-Й СПОРТИВНЫЙ РАЗРЯД, ОДИНОЧНОЕ КАТАНИЕ (ДЕВОЧКИ) КОРОТКАЯ ПРОГРАММА

JUD

Rank	Name	Nation	Starting Number	Total Segment Score	Total Element Score	Program Component Score (factored)	Total Deductions
15	Ксения ЦИБИНОВА		6	30.03	13.43	17.60	1.00

#	Executed Elements	Info	Base Value	GOE	J1	J2	J3	J4	J5	J6	J7	J8	J9	Ref	Scores of Panel
1	3S+COMBO		4.20	-2.10	-3	-3	-3	-3	-3						2.10
2	3T		4.10	-1.40	-2	-2	-2	-2	-2						2.70
3	LSp3		2.40	0.50	1	1	1	1	1						2.90
4	CCoSp		0.00	0.00	-	-	-	-	-						0.00
5	2A	x	3.63	-1.00	-2	-2	-2	-2	-2						2.63
6	StSq2		2.60	0.50	1	1	1	1	0						3.10
			16.93												13.43
Program Components			Factor												
	Skating Skills			0.80	4.50	4.25	4.25	4.50	4.50						4.42
	Transitions/Linking Footwork/Movement			0.80	5.00	4.50	4.00	4.25	4.25						4.33
	Performance/Execution			0.80	4.25	4.00	4.25	4.50	4.25						4.25
	Choreography/Composition			0.80	4.50	4.50	4.50	4.75	4.25						4.50
	Interpretation			0.80	4.50	4.50	4.25	4.75	4.50						4.50
	Judges Total Program Component Score (factored)														17.60

Deductions	Falls: -1.00	-1.00
-------------------	--------------	--------------

x Credit for highlight distribution, base value multiplied by 1.1

Rank	Name	Nation	Starting Number	Total Segment Score	Total Element Score	Program Component Score (factored)	Total Deductions
16	Алина ОРЛОВА		15	29.50	14.62	15.88	1.00

#	Executed Elements	Info	Base Value	GOE	J1	J2	J3	J4	J5	J6	J7	J8	J9	Ref	Scores of Panel
1	2A<<	<<	1.10	-0.60	-3	-3	-3	-3	-3						0.50
2	CCoSp4		3.50	0.50	1	0	1	1	1						4.00
3	LSp4		2.70	0.50	1	1	1	1	1						3.20
4	StSq1		1.80	0.00	0	0	0	0	0						1.80
5	3S<<+2Lo	<<	3.41	x -0.60	-2	-2	-2	-2	-2						2.81
6	2Lz	x	2.31	0.00	0	0	0	0	0						2.31
			14.82												14.62
Program Components			Factor												
	Skating Skills			0.80	3.75	4.50	4.00	4.00	4.50						4.17
	Transitions/Linking Footwork/Movement			0.80	3.75	4.25	3.75	3.50	4.25						3.92
	Performance/Execution			0.80	3.75	4.25	4.00	3.50	4.50						4.00
	Choreography/Composition			0.80	3.50	4.25	3.75	3.75	4.25						3.92
	Interpretation			0.80	3.50	4.25	3.75	3.50	4.50						3.83
	Judges Total Program Component Score (factored)														15.88

Deductions	Falls: -1.00	-1.00
-------------------	--------------	--------------

<< Downgraded jump x Credit for highlight distribution, base value multiplied by 1.1

Открытое пер-во на призы Президента ФФКМ

2-Й СПОРТИВНЫЙ РАЗРЯД, ОДИНОЧНОЕ КАТАНИЕ (ДЕВОЧКИ) КОРОТКАЯ ПРОГРАММА

JUD

Rank	Name	Nation	Starting Number	Total Segment Score	Total Element Score	Program Component Score (factored)	Total Deductions
17	Таисия ТУЗОВА		9	29.49	12.23	17.26	0.00

#	Executed Elements	Info	Base Value	GOE	J1	J2	J3	J4	J5	J6	J7	J8	J9	Ref	Scores of Panel
1	2F		1.80	0.00	0	0	0	0	0						1.80
2	2Lz+COMBO		2.10	-0.90	-3	-3	-3	-3	-3						1.20
3	1A		1.10	0.07	0	1	0	0	1						1.17
4	StSq2		2.60	0.33	1	1	0	0	1						2.93
5	LSp1		1.50	-0.20	-1	-1	0	0	-1						1.30
6	CCoSp4		3.50	0.33	1	1	0	0	1						3.83
			12.60												12.23
Program Components			Factor												
	Skating Skills			0.80	4.00	4.50	4.00	3.75	4.50						4.17
	Transitions/Linking Footwork/Movement			0.80	4.75	4.50	3.75	3.50	4.00						4.08
	Performance/Execution			0.80	4.50	4.25	4.25	3.50	4.50						4.33
	Choreography/Composition			0.80	4.75	4.75	4.00	4.50	4.25						4.50
	Interpretation			0.80	5.00	4.50	4.25	4.50	4.50						4.50
Judges Total Program Component Score (factored)															17.26

Deductions	0.00
-------------------	-------------

Rank	Name	Nation	Starting Number	Total Segment Score	Total Element Score	Program Component Score (factored)	Total Deductions
18	Алина ХАНОВА		7	29.35	13.27	16.08	0.00

#	Executed Elements	Info	Base Value	GOE	J1	J2	J3	J4	J5	J6	J7	J8	J9	Ref	Scores of Panel
1	2F		1.80	0.00	0	0	-1	0	0						1.80
2	LSp4		2.70	0.33	1	0	1	2	0						3.03
3	1A		1.10	0.00	0	0	0	0	0						1.10
4	StSq2		2.60	0.00	1	0	0	0	0						2.60
5	2Lz+COMBO		2.31 x	-0.90	-3	-3	-3	-3	-3						1.41
6	CCoSp3		3.00	0.33	1	1	0	0	1						3.33
			13.51												13.27
Program Components			Factor												
	Skating Skills			0.80	4.00	4.25	3.50	3.75	4.00						3.92
	Transitions/Linking Footwork/Movement			0.80	4.00	4.25	3.25	3.50	4.00						3.83
	Performance/Execution			0.80	4.25	4.00	3.50	3.75	4.25						4.00
	Choreography/Composition			0.80	4.00	4.50	3.50	4.25	4.25						4.17
	Interpretation			0.80	4.25	4.25	3.25	4.25	4.00						4.17
Judges Total Program Component Score (factored)															16.08

Deductions	0.00
-------------------	-------------

x Credit for highlight distribution, base value multiplied by 1.1

Открытое пер-во на призы Президента ФФКМ

2-Й СПОРТИВНЫЙ РАЗРЯД, ОДИНОЧНОЕ КАТАНИЕ (ДЕВОЧКИ) КОРОТКАЯ ПРОГРАММА

JUD

Rank	Name	Nation	Starting Number	Total Segment Score	Total Element Score	Program Component Score (factored)	Total Deductions
19	Маргарита ЛАЗАРЕВА		20	29.16	13.82	15.34	0.00

#	Executed Elements	Info	Base Value	GOE	J1	J2	J3	J4	J5	J6	J7	J8	J9	Ref	Scores of Panel
1	CCoSp4		3.50	0.00	0	-1	1	0	0						3.50
2	1A		1.10	0.20	1	1	0	1	1						1.30
3	StSq2		2.60	0.00	0	0	1	0	0						2.60
4	2F+2Lo<	<	3.41	x -0.60	-1	-2	-2	-3	-2						2.81
5	2Lz		2.31	x 0.00	0	0	-1	0	0						2.31
6	LSp1		1.50	-0.20	-1	-1	-1	0	0						1.30
			14.42												13.82
Program Components			Factor												
Skating Skills			0.80		3.75	3.75	3.50	4.50	4.25						3.92
Transitions/Linking Footwork/Movement			0.80		3.75	3.50	3.25	4.25	3.75						3.67
Performance/Execution			0.80		3.75	3.50	3.75	4.00	4.00						3.83
Choreography/Composition			0.80		4.00	3.50	3.75	4.50	4.00						3.92
Interpretation			0.80		4.00	3.50	3.50	4.00	4.25						3.83
Judges Total Program Component Score (factored)															15.34

Deductions	0.00
-------------------	-------------

< Under-rotated jump x Credit for highlight distribution, base value multiplied by 1.1

Rank	Name	Nation	Starting Number	Total Segment Score	Total Element Score	Program Component Score (factored)	Total Deductions
20	Лина ДРЕЙЕР		17	27.92	12.20	15.72	0.00

#	Executed Elements	Info	Base Value	GOE	J1	J2	J3	J4	J5	J6	J7	J8	J9	Ref	Scores of Panel
1	1A		1.10	0.20	1	2	1	1	1						1.30
2	2F+2Lo	e	3.60	-0.30	-1	-1	-1	-2	-1						3.30
3	2Lz		2.10	0.00	0	1	0	-1	0						2.10
4	FSSp2*	*	0.00	0.00	-	-	-	-	-						0.00
5	StSqB		1.50	0.00	0	1	0	0	0						1.50
6	CCoSp4		3.50	0.50	1	1	0	1	1						4.00
			11.80												12.20
Program Components			Factor												
Skating Skills			0.80		4.00	4.25	3.50	4.00	4.00						4.00
Transitions/Linking Footwork/Movement			0.80		4.25	4.25	3.25	3.50	3.75						3.83
Performance/Execution			0.80		4.00	4.75	3.50	3.50	4.00						3.83
Choreography/Composition			0.80		4.00	4.75	3.50	3.75	4.00						3.92
Interpretation			0.80		4.25	4.75	3.25	3.75	4.25						4.08
Judges Total Program Component Score (factored)															15.72

Deductions	0.00
-------------------	-------------

* Invalid element e Jump take off with wrong edge

Открытое пер-во на призы Президента ФФКМ

2-Й СПОРТИВНЫЙ РАЗРЯД, ОДИНОЧНОЕ КАТАНИЕ (ДЕВОЧКИ) КОРОТКАЯ ПРОГРАММА

JUD

Rank	Name	Nation	Starting Number	Total Segment Score	Total Element Score	Program Component Score (factored)	Total Deductions
21	Олеся САВЧЕНКО		16	27.74	12.46	15.28	0.00

#	Executed Elements	Info	Base Value	GOE	J1	J2	J3	J4	J5	J6	J7	J8	J9	Ref	Scores of Panel
1	StSq1		1.80	0.00	1	0	0	0	0						1.80
2	2Lz		2.10	0.10	0	1	1	0	0						2.20
3	CCoSp4		3.50	0.33	1	0	1	1	0						3.83
4	2F+2T<<	<<	2.42	x -0.90	-2	-3	-3	-3	-3						1.52
5	1A		1.21	x 0.00	0	0	0	0	0						1.21
6	LSp2		1.90	0.00	0	-1	0	0	0						1.90
			12.93												12.46
Program Components				Factor											
	Skating Skills			0.80	3.75	3.75	3.75	3.75	3.75						3.75
	Transitions/Linking Footwork/Movement			0.80	3.75	3.75	3.50	3.50	3.75						3.67
	Performance/Execution			0.80	3.75	4.00	3.75	3.25	4.00						3.83
	Choreography/Composition			0.80	4.00	4.25	3.50	3.75	4.00						3.92
	Interpretation			0.80	4.00	4.25	3.75	3.50	4.00						3.92
	Judges Total Program Component Score (factored)														15.28

Deductions	0.00
-------------------	-------------

<< Downgraded jump x Credit for highlight distribution, base value multiplied by 1.1

Rank	Name	Nation	Starting Number	Total Segment Score	Total Element Score	Program Component Score (factored)	Total Deductions
22	Надежда ПОНОМАРЕВА		11	27.73	13.65	15.08	1.00

#	Executed Elements	Info	Base Value	GOE	J1	J2	J3	J4	J5	J6	J7	J8	J9	Ref	Scores of Panel
1	2F+2Lo<	<	3.10	-0.90	-3	-3	-3	-3	-3						2.20
2	CCoSp4		3.50	0.00	0	-1	0	0	1						3.50
3	LSp4		2.70	0.33	1	-1	1	1	0						3.03
4	2Lz		2.31	x -0.40	-1	-2	-1	-3	-1						1.91
5	StSq1		1.80	0.00	1	0	0	0	0						1.80
6	1A		1.21	x 0.00	0	0	0	0	0						1.21
			14.62												13.65
Program Components				Factor											
	Skating Skills			0.80	3.75	3.50	3.50	3.50	4.00						3.58
	Transitions/Linking Footwork/Movement			0.80	4.25	3.50	3.25	3.50	4.00						3.67
	Performance/Execution			0.80	4.00	3.50	3.75	3.50	4.25						3.75
	Choreography/Composition			0.80	4.25	3.75	3.75	4.00	4.00						3.92
	Interpretation			0.80	4.25	3.50	3.50	4.00	4.25						3.92
	Judges Total Program Component Score (factored)														15.08

Deductions	Falls: -1.00	-1.00
-------------------	--------------	--------------

< Under-rotated jump x Credit for highlight distribution, base value multiplied by 1.1

Открытое пер-во на призы Президента ФФКМ

2-Й СПОРТИВНЫЙ РАЗРЯД, ОДИНОЧНОЕ КАТАНИЕ (ДЕВОЧКИ) КОРОТКАЯ ПРОГРАММА

JUD

Rank	Name	Nation	Starting Number	Total Segment Score	Total Element Score	Program Score (factored)	Total Component Score (factored)	Total Deductions
23	Алена КЛЯЧИНА		23	22.55	9.23		14.32	1.00

#	Executed Elements	Info	Base Value	GOE	J1	J2	J3	J4	J5	J6	J7	J8	J9	Ref	Scores of Panel
1	2F<	<	1.30	-0.50	-1	-1	-2	-3	-2						0.80
2	LSp2		1.90	-0.90	-3	-3	-3	-3	-3						1.00
3	2A<<	<<	1.10	-0.47	-3	-2	-2	-3	-2						0.63
4	2Lz+2T<	<	3.00	-0.50	-1	-1	-2	-2	-2						2.50
5	StSq2		2.60	0.00	0	0	0	0	0						2.60
6	CCoSp1		2.00	-0.30	-1	-1	-1	-1	-1						1.70
			11.90												9.23
	Program Components			Factor											
	Skating Skills			0.80	3.75	4.00	3.50	3.50	4.00						3.75
	Transitions/Linking Footwork/Movement			0.80	3.50	4.00	3.25	3.25	3.75						3.50
	Performance/Execution			0.80	3.50	3.75	3.25	3.25	3.75						3.50
	Choreography/Composition			0.80	3.50	3.75	3.50	3.50	4.00						3.58
	Interpretation			0.80	3.75	3.75	3.25	3.25	4.00						3.58
	Judges Total Program Component Score (factored)														14.32

Deductions	Falls: -1.00	-1.00
-------------------	--------------	--------------

< Under-rotated jump << Downgraded jump

printed: 17.10.2013 16:59:20

Открытое пер-во на призы Президента ФФКМ

2-Й СПОРТИВНЫЙ РАЗРЯД, ОДИНОЧНОЕ КАТАНИЕ (ДЕВОЧКИ) ПРОИЗВОЛЬНАЯ ПРОГРАММА

Rank	Name	Nation	Starting Number	Total Segment Score	Total Element Score	Program Score (factored)	Total Component Score (factored)	Total Deductions
1	Екатерина РЯБОВА		23	71.23	32.10		40.13	1.00

#	Executed Elements	Info	Base Value	GOE	J1	J2	J3	J4	J5	J6	J7	J8	J9	Ref	Scores of Panel
1	2A		3.30	0.00	0	1	0	-1	0						3.30
2	3T+2T		5.40	0.47	0	1	1	0	1						5.87
3	3S		4.20	-2.10	-3	-3	-3	-3	-3						2.10
4	FCCoSp4		3.50	0.67	2	2	1	1	1						4.17
5	2Lz		2.31	x 0.30	1	0	1	1	1						2.61
6	3S<<+SEQ	<<	1.14	x -0.60	-3	-3	-2	-3	-3						0.54
7	StSq3		3.30	0.50	1	1	1	1	1						3.80
8	3T		4.51	x 0.70	0	1	1	1	1						5.21
9	CCoSp4		3.50	1.00	2	2	1	2	2						4.50
			31.16											32.10	
Program Components				Factor											
Skating Skills				1.60	5.00	5.00	5.25	4.75	5.25					5.08	
Transitions/Linking Footwork/Movement				1.60	4.75	4.75	4.75	5.00	5.00					4.83	
Performance/Execution				1.60	4.75	5.25	5.00	5.00	5.25					5.08	
Choreography/Composition				1.60	5.00	5.25	5.00	5.25	5.25					5.17	
Interpretation				1.60	4.75	5.25	4.75	5.00	5.00					4.92	
Judges Total Program Component Score (factored)														40.13	

Deductions	Falls: -1.00	-1.00
-------------------	--------------	--------------

<< Downgraded jump x Credit for highlight distribution, base value multiplied by 1.1

Rank	Name	Nation	Starting Number	Total Segment Score	Total Element Score	Program Score (factored)	Total Component Score (factored)	Total Deductions
2	Анна ТАРУСИНА		20	69.32	32.05		38.27	1.00

#	Executed Elements	Info	Base Value	GOE	J1	J2	J3	J4	J5	J6	J7	J8	J9	Ref	Scores of Panel
1	2A+2T		4.60	0.33	1	0	0	1	1						4.93
2	3S		4.20	-2.10	-3	-3	-3	-3	-3						2.10
3	3T+2T		5.40	-0.70	-1	0	-1	-1	-1						4.70
4	FSSp3		2.60	0.50	1	1	1	1	1						3.10
5	2A		3.63	x 0.00	0	1	0	-1	0						3.63
6	3T		4.51	x 0.00	0	0	0	0	0						4.51
7	2F		1.98	x 0.00	0	0	0	0	0						1.98
8	CCoSp4		3.50	0.50	1	1	1	0	1						4.00
9	StSq2		2.60	0.50	1	1	2	1	1						3.10
			33.02											32.05	
Program Components				Factor											
Skating Skills				1.60	4.75	4.75	4.75	4.75	5.00					4.75	
Transitions/Linking Footwork/Movement				1.60	4.50	4.75	4.50	4.75	4.75					4.67	
Performance/Execution				1.60	4.50	5.00	5.00	4.50	5.25					4.83	
Choreography/Composition				1.60	4.75	5.00	5.00	4.75	5.25					4.92	
Interpretation				1.60	4.50	5.00	5.00	4.50	4.75					4.75	
Judges Total Program Component Score (factored)														38.27	

Deductions	Falls: -1.00	-1.00
-------------------	--------------	--------------

x Credit for highlight distribution, base value multiplied by 1.1

Открытое пер-во на призы Президента ФФКМ

2-Й СПОРТИВНЫЙ РАЗРЯД, ОДИНОЧНОЕ КАТАНИЕ (ДЕВОЧКИ) ПРОИЗВОЛЬНАЯ ПРОГРАММА

Rank	Name	Nation	Starting Number	Total Segment Score	Total Element Score	Program Score (factored)	Total Component Score (factored)	Total Deductions
3	Диана ДЭВИС		22	68.30	28.83		39.47	0.00

#	Executed Elements	Info	Base Value	GOE	J1	J2	J3	J4	J5	J6	J7	J8	J9	Ref	Scores of Panel
1	FSSp4		3.00	0.50	1	1	1	1	1						3.50
2	2Lz+2Lo		3.90	0.00	0	0	0	0	0						3.90
3	2Lz		2.10	0.30	1	0	1	1	1						2.40
4	CCoSp4		3.50	0.50	2	1	1	1	1						4.00
5	StSq3		3.30	0.50	1	0	1	1	1						3.80
6	2A		3.63	x 0.50	1	1	0	1	1						4.13
7	2Lz+2Lo		4.29	x 0.20	1	0	1	1	0						4.49
8	2A*+SEQ*	*	0.00	0.00	-	-	-	-	-						0.00
9	2Lz		2.31	x 0.30	1	0	1	1	1						2.61
			26.03												28.83
	Program Components			Factor											
	Skating Skills		1.60		4.50	5.00	5.00	5.00	5.00						5.00
	Transitions/Linking Footwork/Movement		1.60		4.50	4.75	4.75	5.25	4.75						4.75
	Performance/Execution		1.60		5.00	5.00	5.25	5.00	5.00						5.00
	Choreography/Composition		1.60		5.00	5.00	5.00	5.25	5.00						5.00
	Interpretation		1.60		4.75	4.75	5.00	5.00	5.00						4.92
	Judges Total Program Component Score (factored)														39.47

Deductions	0.00
------------	------

* Invalid element x Credit for highlight distribution, base value multiplied by 1.1

Rank	Name	Nation	Starting Number	Total Segment Score	Total Element Score	Program Score (factored)	Total Component Score (factored)	Total Deductions
4	Мариам КАБАЛИЯ		16	68.13	32.01		36.12	0.00

#	Executed Elements	Info	Base Value	GOE	J1	J2	J3	J4	J5	J6	J7	J8	J9	Ref	Scores of Panel
1	2A		3.30	-1.00	-2	-2	-2	-1	-2						2.30
2	3T		4.10	-0.93	-2	-2	-1	-1	-1						3.17
3	3S		4.20	-0.93	-2	-2	-1	-1	-1						3.27
4	FSSp3		2.60	0.33	1	0	0	1	1						2.93
5	StSq3		3.30	0.33	1	0	-1	2	1						3.63
6	2Lz+2Lo		4.29	x 0.10	0	0	0	1	1						4.39
7	3T+2T		5.94	x 0.70	1	0	0	2	2						6.64
8	2F	e	1.98	x 0.20	1	0	0	1	1						2.18
9	CCoSp3		3.00	0.50	1	1	-1	1	1						3.50
			32.71												32.01
	Program Components			Factor											
	Skating Skills		1.60		4.50	4.25	4.25	5.00	5.25						4.58
	Transitions/Linking Footwork/Movement		1.60		4.00	4.25	4.00	4.75	5.00						4.33
	Performance/Execution		1.60		4.50	4.50	4.25	4.75	5.00						4.58
	Choreography/Composition		1.60		4.50	4.25	4.00	4.75	5.00						4.50
	Interpretation		1.60		4.25	4.50	4.00	5.00	5.00						4.58
	Judges Total Program Component Score (factored)														36.12

Deductions	0.00
------------	------

x Credit for highlight distribution, base value multiplied by 1.1 e Jump take off with wrong edge

Открытое пер-во на призы Президента ФФКМ

2-Й СПОРТИВНЫЙ РАЗРЯД, ОДИНОЧНОЕ КАТАНИЕ (ДЕВОЧКИ) ПРОИЗВОЛЬНАЯ ПРОГРАММА

Rank	Name	Nation	Starting Number	Total Segment Score	Total Element Score	Program Score (factored)	Total Component Score (factored)	Total Deductions
5	Алена ИЛЬИНА		21	64.84	28.04		36.80	0.00

#	Executed Elements	Info	Base Value	GOE	J1	J2	J3	J4	J5	J6	J7	J8	J9	Ref	Scores of Panel
1	2Lz		2.10	0.10	0	0	0	1	1						2.20
2	2F		1.80	0.10	0	0	0	1	1						1.90
3	CCoSp4		3.50	0.50	1	1	1	1	1						4.00
4	FCCoSp4		3.50	0.67	2	1	1	2	1						4.17
5	2Lz		2.31	x 0.20	0	0	1	1	1						2.51
6	2Lz+2Lo		4.29	x 0.00	0	0	0	0	0						4.29
7	1A		1.21	x 0.00	1	0	0	0	0						1.21
8	2Lz+2Lo		4.29	x 0.00	-1	0	0	0	0						4.29
9	StSq3		3.30	0.17	1	1	0	0	0						3.47
			26.30												28.04
Program Components				Factor											
Skating Skills				1.60	4.75	4.50	4.50	4.50	4.75						4.58
Transitions/Linking Footwork/Movement				1.60	4.50	4.50	4.50	4.75	4.50						4.50
Performance/Execution				1.60	5.00	4.75	4.75	4.75	4.75						4.75
Choreography/Composition				1.60	4.75	4.25	4.75	4.75	4.50						4.67
Interpretation				1.60	4.50	4.50	4.75	4.50	4.50						4.50
Judges Total Program Component Score (factored)															36.80

Deductions															0.00
-------------------	--	--	--	--	--	--	--	--	--	--	--	--	--	--	-------------

x Credit for highlight distribution, base value multiplied by 1.1

Rank	Name	Nation	Starting Number	Total Segment Score	Total Element Score	Program Score (factored)	Total Component Score (factored)	Total Deductions
6	Ксения ЦИБИНОВА		9	64.14	32.00		34.14	2.00

#	Executed Elements	Info	Base Value	GOE	J1	J2	J3	J4	J5	J6	J7	J8	J9	Ref	Scores of Panel
1	3S		4.20	-2.10	-3	-3	-3	-3	-3						2.10
2	3T		4.10	-1.17	-2	-2	-2	-1	-1						2.93
3	StSq2		2.60	0.33	1	1	0	1	0						2.93
4	2A		3.63	x 0.33	0	1	0	1	1						3.96
5	3T+2T		5.94	x -0.93	-2	-2	-1	-1	-1						5.01
6	CCoSp4		3.50	0.50	1	1	1	1	1						4.00
7	2A+2T		5.06	x 0.33	0	1	0	1	1						5.39
8	2Lz		2.31	x 0.00	0	1	0	0	0						2.31
9	FCSp4		3.20	0.17	1	0	0	1	0						3.37
			34.54												32.00
Program Components				Factor											
Skating Skills				1.60	4.50	4.25	4.25	4.50	4.50						4.42
Transitions/Linking Footwork/Movement				1.60	4.00	4.25	3.75	4.50	4.25						4.17
Performance/Execution				1.60	4.25	4.00	4.25	4.25	4.50						4.25
Choreography/Composition				1.60	4.25	4.00	4.00	4.50	4.50						4.25
Interpretation				1.60	4.25	4.25	4.00	4.25	4.25						4.25
Judges Total Program Component Score (factored)															34.14

Deductions	Time violation: -1.00	Falls: -1.00													-2.00
-------------------	-----------------------	--------------	--	--	--	--	--	--	--	--	--	--	--	--	--------------

x Credit for highlight distribution, base value multiplied by 1.1

Открытое пер-во на призы Президента ФФКМ

2-Й СПОРТИВНЫЙ РАЗРЯД, ОДИНОЧНОЕ КАТАНИЕ (ДЕВОЧКИ) ПРОИЗВОЛЬНАЯ ПРОГРАММА

Rank	Name	Nation	Starting Number	Total Segment Score	Total Element Score	Program Score (factored)	Total Component Score (factored)	Total Deductions
7	Алена КОСТОРНАЯ		19	63.89	28.10		36.79	1.00

#	Executed Elements	Info	Base Value	GOE	J1	J2	J3	J4	J5	J6	J7	J8	J9	Ref	Scores of Panel
1	2Lz		2.10	0.30	0	1	1	1	1						2.40
2	3S+2T		5.50	-0.70	-2	-1	-1	-1	-1						4.80
3	2A+2T		4.60	-0.50	-2	-1	-1	-1	-1						4.10
4	FSSp3		2.60	0.33	1	1	0	0	1						2.93
5	3S<	<	3.19	x -0.93	-2	-1	-1	-1	-2						2.26
6	2A<	<	2.53	x -0.50	-1	-1	-1	-1	-1						2.03
7	CCoSp4		3.50	0.67	1	2	0	2	1						4.17
8	2Lz		2.31	x 0.00	0	0	1	0	0						2.31
9	StSq2		2.60	0.50	1	1	1	1	1						3.10
			28.93											28.10	
Program Components				Factor											
Skating Skills				1.60	5.00	4.75	5.00	4.75	4.75						4.83
Transitions/Linking Footwork/Movement				1.60	4.00	4.75	4.25	4.50	4.50						4.42
Performance/Execution				1.60	4.50	4.75	4.50	4.50	5.00						4.58
Choreography/Composition				1.60	4.25	5.00	4.25	4.50	5.00						4.58
Interpretation				1.60	4.25	5.00	4.50	4.50	4.75						4.58
Judges Total Program Component Score (factored)														36.79	

Deductions	Time violation: -1.00	-1.00
-------------------	-----------------------	--------------

< Under-rotated jump x Credit for highlight distribution, base value multiplied by 1.1

Rank	Name	Nation	Starting Number	Total Segment Score	Total Element Score	Program Score (factored)	Total Component Score (factored)	Total Deductions
8	Алина ЛЫСЕНКО		17	61.82	28.15		34.67	1.00

#	Executed Elements	Info	Base Value	GOE	J1	J2	J3	J4	J5	J6	J7	J8	J9	Ref	Scores of Panel
1	3T+2T		5.40	0.00	0	0	1	0	0						5.40
2	3S<	<	2.90	-2.10	-3	-3	-3	-3	-3						0.80
3	2A+2T		4.60	-1.00	-2	-2	-1	-2	-2						3.60
4	CCoSp4		3.50	0.17	1	1	0	0	0						3.67
5	3T		4.51	x -0.23	-1	-1	1	0	0						4.28
6	2A		3.63	x -1.00	-2	-2	-1	-2	-2						2.63
7	StSq1		1.80	0.33	1	1	1	0	0						2.13
8	2Lz		2.31	x 0.00	0	0	1	0	0						2.31
9	FSSp4		3.00	0.33	1	2	1	0	0						3.33
			31.65											28.15	
Program Components				Factor											
Skating Skills				1.60	4.25	4.50	4.50	4.25	4.25						4.33
Transitions/Linking Footwork/Movement				1.60	4.25	4.25	4.25	4.00	4.50						4.25
Performance/Execution				1.60	4.00	4.25	4.75	4.00	4.50						4.25
Choreography/Composition				1.60	4.50	4.50	4.75	4.25	4.25						4.42
Interpretation				1.60	4.50	4.50	4.75	3.75	4.25						4.42
Judges Total Program Component Score (factored)														34.67	

Deductions	Falls: -1.00	-1.00
-------------------	--------------	--------------

< Under-rotated jump x Credit for highlight distribution, base value multiplied by 1.1

Открытое пер-во на призы Президента ФФКМ

2-Й СПОРТИВНЫЙ РАЗРЯД, ОДИНОЧНОЕ КАТАНИЕ (ДЕВОЧКИ) ПРОИЗВОЛЬНАЯ ПРОГРАММА

Rank	Name	Nation	Starting Number	Total Segment Score	Total Element Score	Program Score (factored)	Total Component Score (factored)	Total Deductions
9	Вероника КИМОНТ		15	59.01	24.28		35.73	1.00

#	Executed Elements	Info	Base Value	GOE	J1	J2	J3	J4	J5	J6	J7	J8	J9	Ref	Scores of Panel
1	2Lz		2.10	0.10	0	0	1	1	0						2.20
2	2A+2T<<	<<	3.70	-1.00	-2	-2	-2	-2	-1						2.70
3	CCoSp4		3.50	0.50	1	2	1	1	1						4.00
4	FSSp4		3.00	0.50	1	1	1	1	1						3.50
5	3Lo<	<	3.96	x -2.10	-3	-3	-3	-3	-3						1.86
6	2A<	<	2.53	x -1.00	-2	-2	-1	-2	-2						1.53
7	2Lz+2T		3.74	x 0.00	0	0	0	0	0						3.74
8	StSq2		2.60	0.17	1	-1	0	1	0						2.77
9	2F		1.98	x 0.00	0	0	0	1	0						1.98
			27.11											24.28	
Program Components				Factor											
Skating Skills				1.60	4.50	4.25	4.50	4.25	4.50					4.42	
Transitions/Linking Footwork/Movement				1.60	4.25	4.00	4.00	4.25	4.25					4.17	
Performance/Execution				1.60	4.50	4.50	4.75	4.50	4.75					4.58	
Choreography/Composition				1.60	4.75	4.25	4.75	4.50	4.50					4.58	
Interpretation				1.60	4.75	4.50	4.50	4.75	4.50					4.58	
Judges Total Program Component Score (factored)														35.73	

Deductions	Falls: -1.00	-1.00
-------------------	--------------	--------------

< Under-rotated jump << Downgraded jump x Credit for highlight distribution, base value multiplied by 1.1

Rank	Name	Nation	Starting Number	Total Segment Score	Total Element Score	Program Score (factored)	Total Component Score (factored)	Total Deductions
10	Алиса БРЕГА		11	57.58	22.24		35.34	0.00

#	Executed Elements	Info	Base Value	GOE	J1	J2	J3	J4	J5	J6	J7	J8	J9	Ref	Scores of Panel
1	2A		3.30	-0.17	-1	0	0	-1	0						3.13
2	2F		1.80	0.00	0	0	0	0	0						1.80
3	StSq2		2.60	0.50	1	-1	1	1	1						3.10
4	2A+SEQ		2.90	x -0.33	-1	0	0	-1	-1						2.57
5	FSSp3		2.60	0.17	0	0	1	0	1						2.77
6	2F+2T		3.41	x -0.30	-2	0	-1	-1	-1						3.11
7	3S<	<	3.19	x -0.93	-2	-2	-1	-1	-1						2.26
8	2Lz*+2T<*	*	0.00	0.00	-	-	-	-	-						0.00
9	CCoSp3		3.00	0.50	1	1	1	1	1						3.50
			22.80											22.24	
Program Components				Factor											
Skating Skills				1.60	4.50	4.25	4.75	4.25	4.50					4.42	
Transitions/Linking Footwork/Movement				1.60	4.25	4.00	4.50	4.00	4.25					4.17	
Performance/Execution				1.60	4.25	4.50	5.00	4.00	4.50					4.42	
Choreography/Composition				1.60	4.75	4.25	4.75	4.25	4.75					4.58	
Interpretation				1.60	4.50	4.50	4.50	4.25	4.50					4.50	
Judges Total Program Component Score (factored)														35.34	

Deductions		0.00
-------------------	--	-------------

< Under-rotated jump * Invalid element x Credit for highlight distribution, base value multiplied by 1.1

Открытое пер-во на призы Президента ФФКМ

2-Й СПОРТИВНЫЙ РАЗРЯД, ОДИНОЧНОЕ КАТАНИЕ (ДЕВОЧКИ) ПРОИЗВОЛЬНАЯ ПРОГРАММА

Rank	Name	Nation	Starting Number	Total Segment Score	Total Element Score	Program Score (factored)	Total Component Score (factored)	Total Deductions
11	Анастасия УЛЬЯНОВА		13	57.18	25.39		32.79	1.00

#	Executed Elements	Info	Base Value	GOE	J1	J2	J3	J4	J5	J6	J7	J8	J9	Ref	Scores of Panel
1	2Lz		2.10	-0.30	-1	-1	-1	-1	-1						1.80
2	1A		1.10	0.00	0	0	0	0	0						1.10
3	2Lz		2.10	0.00	-1	0	0	0	0						2.10
4	CCoSp4		3.50	0.67	2	1	1	2	1						4.17
5	2F+2Lo		3.96	x -0.10	-1	-1	0	0	0						3.86
6	2S+2Lo		3.41	x 0.00	-1	0	0	0	0						3.41
7	2Lz		2.31	x 0.00	0	-1	0	0	0						2.31
8	StSq3		3.30	0.17	1	0	0	1	0						3.47
9	FCCoSp3		3.00	0.17	0	0	0	1	1						3.17
			24.78												25.39
	Program Components			Factor											
	Skating Skills		1.60		4.50	4.00	4.25	4.00	3.75						4.08
	Transitions/Linking Footwork/Movement		1.60		4.25	4.00	4.00	4.25	3.50						4.08
	Performance/Execution		1.60		4.00	4.25	4.25	4.25	4.00						4.17
	Choreography/Composition		1.60		4.50	4.00	4.00	4.25	4.00						4.08
	Interpretation		1.60		4.25	4.00	4.00	4.25	3.75						4.08
	Judges Total Program Component Score (factored)														32.79

Deductions	Time violation: -1.00	-1.00
-------------------	-----------------------	--------------

x Credit for highlight distribution, base value multiplied by 1.1

Rank	Name	Nation	Starting Number	Total Segment Score	Total Element Score	Program Score (factored)	Total Component Score (factored)	Total Deductions
12	Ксения ПАНКОВА		18	55.38	22.32		35.06	2.00

#	Executed Elements	Info	Base Value	GOE	J1	J2	J3	J4	J5	J6	J7	J8	J9	Ref	Scores of Panel
1	2A<	<	2.30	-0.50	-1	-1	-1	-1	-2						1.80
2	FCCoSp4		3.50	0.17	1	1	0	0	0						3.67
3	2F		1.80	0.00	0	1	0	0	0						1.80
4	CCoSp4		3.50	0.50	1	1	1	1	1						4.00
5	StSq2		2.60	0.50	1	1	0	1	1						3.10
6	3S		4.62	x -1.17	-2	-2	-1	-1	-2						3.45
7	3S<<+SEQ	<<	1.14	x -0.60	-3	-3	-3	-3	-3						0.54
8	2F+2Lo		3.96	x 0.00	0	0	0	0	0						3.96
9	2Lz*+2T*	*	0.00	0.00	-	-	-	-	-						0.00
			23.42												22.32
	Program Components			Factor											
	Skating Skills		1.60		4.50	4.75	4.50	4.25	4.50						4.50
	Transitions/Linking Footwork/Movement		1.60		4.25	4.50	4.00	4.25	4.25						4.25
	Performance/Execution		1.60		4.25	4.50	4.50	4.25	4.25						4.33
	Choreography/Composition		1.60		4.50	4.75	4.50	4.25	4.50						4.50
	Interpretation		1.60		4.25	4.75	4.25	4.50	4.25						4.33
	Judges Total Program Component Score (factored)														35.06

Deductions	Falls: -2.00	-2.00
-------------------	--------------	--------------

< Under-rotated jump << Downgraded jump * Invalid element x Credit for highlight distribution, base value multiplied by 1.1

Открытое пер-во на призы Президента ФФКМ

2-Й СПОРТИВНЫЙ РАЗРЯД, ОДИНОЧНОЕ КАТАНИЕ (ДЕВОЧКИ) ПРОИЗВОЛЬНАЯ ПРОГРАММА

Rank	Name	Nation	Starting Number	Total Segment Score	Total Element Score	Program Score (factored)	Total Component Score (factored)	Total Deductions
13	Анастасия ВАРИНА		7	54.16	23.29		31.87	1.00

#	Executed Elements	Info	Base Value	GOE	J1	J2	J3	J4	J5	J6	J7	J8	J9	Ref	Scores of Panel
1	2A<<	<<	1.10	-0.60	-3	-3	-3	-3	-3						0.50
2	3S<<	<<	1.30	-0.60	-3	-3	-3	-3	-3						0.70
3	FSSp4		3.00	0.67	1	1	2	2	1						3.67
4	StSq2		2.60	0.33	0	-1	1	1	1						2.93
5	2F+2T		3.41	x 0.00	0	0	0	0	0						3.41
6	2Lz+2Lo		4.29	x 0.00	0	-1	0	0	0						4.29
7	CCoSp3		3.00	0.50	1	1	1	1	1						3.50
8	2Lz		2.31	x 0.00	0	0	0	0	0						2.31
9	2F		1.98	x 0.00	0	0	0	0	0						1.98
			22.99												23.29
Program Components				Factor											
	Skating Skills		1.60		4.00	4.00	4.25	4.25	4.25						4.17
	Transitions/Linking Footwork/Movement		1.60		3.75	3.75	4.00	3.75	4.00						3.83
	Performance/Execution		1.60		3.50	4.25	4.25	3.75	4.00						4.00
	Choreography/Composition		1.60		3.50	4.00	4.00	4.00	4.25						4.00
	Interpretation		1.60		3.25	4.00	4.00	3.75	4.25						3.92
	Judges Total Program Component Score (factored)														31.87

Deductions	Falls: -1.00	-1.00
-------------------	--------------	--------------

<< Downgraded jump x Credit for highlight distribution, base value multiplied by 1.1

Rank	Name	Nation	Starting Number	Total Segment Score	Total Element Score	Program Score (factored)	Total Component Score (factored)	Total Deductions
14	Анна ЩЕЛОЧКОВА		14	53.85	22.45		32.40	1.00

#	Executed Elements	Info	Base Value	GOE	J1	J2	J3	J4	J5	J6	J7	J8	J9	Ref	Scores of Panel
1	2F+2Lo		3.60	-0.70	-3	-3	-2	-2	-2						2.90
2	1A		1.10	0.07	0	1	0	1	0						1.17
3	2F		1.80	0.10	0	0	0	1	1						1.90
4	FSSp3		2.60	0.83	1	2	1	2	2						3.43
5	StSq2		2.60	0.17	0	0	1	1	0						2.77
6	2S		1.43	x -0.60	-3	-3	-3	-3	-3						0.83
7	2Lz+2T		3.74	x -0.60	-2	-2	0	-2	-2						3.14
8	2Lz		2.31	x 0.00	-1	0	0	0	0						2.31
9	CCoSp4		3.50	0.50	1	1	0	1	1						4.00
			22.68												22.45
Program Components				Factor											
	Skating Skills		1.60		4.25	4.00	4.00	4.25	4.25						4.17
	Transitions/Linking Footwork/Movement		1.60		4.00	3.75	3.75	4.00	4.25						3.92
	Performance/Execution		1.60		4.00	4.00	4.25	4.00	4.25						4.08
	Choreography/Composition		1.60		4.25	4.00	4.00	4.00	4.25						4.08
	Interpretation		1.60		4.00	3.75	4.00	4.00	4.25						4.00
	Judges Total Program Component Score (factored)														32.40

Deductions	Falls: -1.00	-1.00
-------------------	--------------	--------------

x Credit for highlight distribution, base value multiplied by 1.1

Открытое пер-во на призы Президента ФФКМ

2-Й СПОРТИВНЫЙ РАЗРЯД, ОДИНОЧНОЕ КАТАНИЕ (ДЕВОЧКИ) ПРОИЗВОЛЬНАЯ ПРОГРАММА

Rank	Name	Nation	Starting Number	Total Segment Score	Total Element Score	Program Component Score (factored)	Total Deductions
15	Анастасия КОЛГАНОВА		12	53.38	20.79	33.59	1.00

#	Executed Elements	Info	Base Value	GOE	J1	J2	J3	J4	J5	J6	J7	J8	J9	Ref	Scores of Panel
1	2A<	<	2.30	-1.17	-2	-2	-1	-3	-3						1.13
2	3T<<	<<	1.30	-0.53	-3	-2	-2	-3	-3						0.77
3	3S<	<	2.90	-1.40	-3	-2	-1	-2	-2						1.50
4	FCCoSp4		3.50	0.17	1	0	0	1	0						3.67
5	2F+2T		3.10	-0.30	-2	-1	-1	-1	-1						2.80
6	2Lo+2T	x	3.41	-0.60	-2	-2	-1	-2	-2						2.81
7	CCoSp4		3.50	0.83	1	0	2	2	2						4.33
8	StSq2		2.60	-0.80	-3	-3	-1	-2	-3						1.80
9	2Lo	x	1.98	0.00	0	0	0	1	0						1.98
			24.59												20.79
Program Components			Factor												
Skating Skills			1.60		4.50	4.25	4.25	4.25	4.25						4.25
Transitions/Linking Footwork/Movement			1.60		4.00	4.00	4.00	4.25	4.25						4.08
Performance/Execution			1.60		3.75	4.00	4.50	3.75	4.50						4.08
Choreography/Composition			1.60		4.25	4.50	4.25	4.25	4.50						4.33
Interpretation			1.60		4.00	4.25	4.25	4.25	4.25						4.25
Judges Total Program Component Score (factored)															33.59

Deductions	Falls: -1.00	-1.00
-------------------	--------------	--------------

< Under-rotated jump << Downgraded jump x Credit for highlight distribution, base value multiplied by 1.1

Rank	Name	Nation	Starting Number	Total Segment Score	Total Element Score	Program Component Score (factored)	Total Deductions
16	Маргарита ЛАЗАРЕВА		2	53.20	22.53	30.67	0.00

#	Executed Elements	Info	Base Value	GOE	J1	J2	J3	J4	J5	J6	J7	J8	J9	Ref	Scores of Panel
1	1A		1.10	0.20	1	1	0	1	1						1.30
2	2Lz		2.10	0.00	0	-1	0	0	0						2.10
3	2Lz		2.10	0.00	0	0	0	1	0						2.10
4	CCoSp4		3.50	0.07	1	-1	-1	0	1						3.57
5	2Lo	x	1.98	0.00	0	0	0	0	1						1.98
6	2Lz+2Lo	x	4.29	-0.20	-1	-1	0	1	-1						4.09
7	2Lz+2Lo	x	4.29	0.00	0	0	0	0	-1						4.29
8	FCSp		0.00	0.00	-	-	-	-	-						0.00
9	StSq2		2.60	0.50	1	1	1	1	1						3.10
			21.96												22.53
Program Components			Factor												
Skating Skills			1.60		4.25	4.00	4.00	3.75	3.75						3.92
Transitions/Linking Footwork/Movement			1.60		4.00	3.75	3.75	3.50	3.50						3.67
Performance/Execution			1.60		4.00	3.75	4.25	3.75	3.75						3.83
Choreography/Composition			1.60		4.25	3.75	4.00	3.75	3.75						3.83
Interpretation			1.60		4.25	4.00	4.00	3.75	3.50						3.92
Judges Total Program Component Score (factored)															30.67

Deductions		0.00
-------------------	--	-------------

x Credit for highlight distribution, base value multiplied by 1.1

Открытое пер-во на призы Президента ФФКМ

2-Й СПОРТИВНЫЙ РАЗРЯД, ОДИНОЧНОЕ КАТАНИЕ (ДЕВОЧКИ) ПРОИЗВОЛЬНАЯ ПРОГРАММА

Rank	Name	Nation	Starting Number	Total Segment Score	Total Element Score	Program Score (factored)	Total Component Score (factored)	Total Deductions
17	Надежда ПОНОМАРЕВА		5	50.77	22.36		28.41	0.00

#	Executed Elements	Info	Base Value	GOE	J1	J2	J3	J4	J5	J6	J7	J8	J9	Ref	Scores of Panel
1	1A+2T		2.40	-0.07	0	-1	0	-1	0						2.33
2	2Lz+2T		3.40	-0.20	-1	-1	0	0	-1						3.20
3	CCoSp3		3.00	0.33	1	0	0	1	1						3.33
4	2Lz		2.10	0.00	0	-1	0	0	0						2.10
5	StSq1		1.80	0.00	0	-2	0	0	0						1.80
6	2Lz		2.31	x 0.00	0	-1	0	0	0						2.31
7	2Lz		2.31	x 0.00	0	0	0	0	0						2.31
8	2F		1.98	x 0.00	0	-1	0	0	0						1.98
9	FSSp4		3.00	0.00	0	-1	0	0	1						3.00
			22.30												22.36
Program Components				Factor											
	Skating Skills			1.60	3.75	3.50	3.50	3.75	3.75						3.67
	Transitions/Linking Footwork/Movement			1.60	3.50	3.25	3.25	3.50	3.50						3.42
	Performance/Execution			1.60	3.50	3.50	3.75	3.75	4.00						3.67
	Choreography/Composition			1.60	4.00	3.25	3.50	3.25	3.00						3.33
	Interpretation			1.60	3.75	3.50	3.50	3.75	4.00						3.67
	Judges Total Program Component Score (factored)														28.41

Deductions															0.00
-------------------	--	--	--	--	--	--	--	--	--	--	--	--	--	--	-------------

x Credit for highlight distribution, base value multiplied by 1.1

Rank	Name	Nation	Starting Number	Total Segment Score	Total Element Score	Program Score (factored)	Total Component Score (factored)	Total Deductions
18	Алина ОРЛОВА		6	50.67	21.67		30.00	1.00

#	Executed Elements	Info	Base Value	GOE	J1	J2	J3	J4	J5	J6	J7	J8	J9	Ref	Scores of Panel
1	2A<<	<<	1.10	-0.40	-2	-2	-2	-3	-2						0.70
2	2Lz		2.10	0.00	0	0	0	1	0						2.10
3	StSq2		2.60	0.00	0	1	-1	0	0						2.60
4	3S<<	<<	1.43	x -0.47	-3	-2	-2	-3	-2						0.96
5	2F+2T	e	3.41	x -0.30	-1	-1	0	-1	-1						3.11
6	FSSp3		2.60	0.00	0	-1	0	0	0						2.60
7	2F	e	1.98	x -0.30	-1	-1	-1	-1	-1						1.68
8	2Lz+2Lo		4.29	x -0.20	-1	-1	-1	0	0						4.09
9	CCoSp4		3.50	0.33	0	1	0	1	1						3.83
			23.01												21.67
Program Components				Factor											
	Skating Skills			1.60	4.25	3.75	3.25	3.75	4.00						3.83
	Transitions/Linking Footwork/Movement			1.60	3.75	3.75	3.00	3.50	3.75						3.67
	Performance/Execution			1.60	4.00	4.25	3.00	3.75	3.75						3.83
	Choreography/Composition			1.60	3.75	4.00	3.25	3.50	4.00						3.75
	Interpretation			1.60	3.50	4.00	3.00	3.75	3.75						3.67
	Judges Total Program Component Score (factored)														30.00

Deductions	Time violation: -1.00														-1.00
-------------------	-----------------------	--	--	--	--	--	--	--	--	--	--	--	--	--	--------------

<< Downgraded jump x Credit for highlight distribution, base value multiplied by 1.1 e Jump take off with wrong edge

Открытое пер-во на призы Президента ФФКМ

2-Й СПОРТИВНЫЙ РАЗРЯД, ОДИНОЧНОЕ КАТАНИЕ (ДЕВОЧКИ) ПРОИЗВОЛЬНАЯ ПРОГРАММА

Rank	Name	Nation	Starting Number	Total Segment Score	Total Element Score	Program Score (factored)	Total Component Score (factored)	Total Deductions
19	Таисия ТУЗОВА		10	50.29	18.16		32.13	0.00

#	Executed Elements	Info	Base Value	GOE	J1	J2	J3	J4	J5	J6	J7	J8	J9	Ref	Scores of Panel
1	2Lo		1.80	0.00	0	0	0	0	1						1.80
2	2Lz		2.10	0.00	0	-1	0	0	1						2.10
3	1A		1.10	0.00	0	1	0	0	0						1.10
4	2S+2T		2.60	0.00	0	0	0	0	0						2.60
5	CCoSp4		3.50	0.50	1	1	1	1	1						4.00
6	StSq2		2.60	-0.20	-1	-2	-1	0	0						2.40
7	2F	e	1.98	x -0.30	-1	-1	-1	-1	-1						1.68
8	2Lo		1.98	x -0.60	-2	-2	-1	-2	-2						1.38
9	FSSp1		2.00	-0.90	-3	-3	-3	-3	-3						1.10
			19.66												18.16
Program Components				Factor											
Skating Skills				1.60	4.00	4.25	4.00	4.00	4.00						4.00
Transitions/Linking Footwork/Movement				1.60	3.75	4.00	3.75	3.75	3.75						3.75
Performance/Execution				1.60	4.00	4.25	4.00	4.00	4.25						4.08
Choreography/Composition				1.60	4.25	4.25	4.25	4.25	4.25						4.25
Interpretation				1.60	4.00	4.00	3.75	4.25	4.00						4.00
Judges Total Program Component Score (factored)															32.13

Deductions		0.00
-------------------	--	-------------

x Credit for highlight distribution, base value multiplied by 1.1 e Jump take off with wrong edge

Rank	Name	Nation	Starting Number	Total Segment Score	Total Element Score	Program Score (factored)	Total Component Score (factored)	Total Deductions
20	Алина ХАНОВА		8	49.48	20.62		29.86	1.00

#	Executed Elements	Info	Base Value	GOE	J1	J2	J3	J4	J5	J6	J7	J8	J9	Ref	Scores of Panel
1	2Lo		1.80	0.10	0	0	0	1	1						1.90
2	2F		1.80	0.00	0	0	0	1	0						1.80
3	StSq1		1.80	0.00	1	0	0	0	0						1.80
4	FSSp4		3.00	0.00	1	-1	0	0	0						3.00
5	2Lz	x	2.31	0.00	0	0	0	0	0						2.31
6	1A	x	1.21	0.00	0	0	0	0	0						1.21
7	2Lz+1Lo<<	<<	2.31	x -0.60	-2	-2	-3	-2	-2						1.71
8	2F+2Lo	x	3.96	-0.90	-3	-3	-3	-3	-3						3.06
9	CCoSp4		3.50	0.33	1	0	0	1	1						3.83
			21.69												20.62
Program Components				Factor											
Skating Skills				1.60	4.00	3.50	3.75	3.75	4.00						3.83
Transitions/Linking Footwork/Movement				1.60	3.50	3.50	3.25	4.00	3.75						3.58
Performance/Execution				1.60	3.75	3.75	3.25	3.75	4.00						3.75
Choreography/Composition				1.60	3.75	3.75	3.00	3.75	3.75						3.75
Interpretation				1.60	4.00	3.50	3.00	4.00	3.75						3.75
Judges Total Program Component Score (factored)															29.86

Deductions	Falls: -1.00	-1.00
-------------------	--------------	--------------

<< Downgraded jump x Credit for highlight distribution, base value multiplied by 1.1

Открытое пер-во на призы Президента ФФКМ

2-Й СПОРТИВНЫЙ РАЗРЯД, ОДИНОЧНОЕ КАТАНИЕ (ДЕВОЧКИ) ПРОИЗВОЛЬНАЯ ПРОГРАММА

Rank	Name	Nation	Starting Number	Total Segment Score	Total Element Score	Program Score (factored)	Total Component Score (factored)	Total Deductions
21	Олеся САВЧЕНКО		3	47.15	18.61		28.54	0.00

#	Executed Elements	Info	Base Value	GOE	J1	J2	J3	J4	J5	J6	J7	J8	J9	Ref	Scores of Panel
1	2Lz<	<	1.50	-0.30	-1	0	-1	-1	-1						1.20
2	1A		1.10	0.07	1	0	0	0	1						1.17
3	2Lo		1.80	0.00	0	0	0	0	0						1.80
4	CCoSp3		3.00	-0.40	-1	-1	-3	-2	-1						2.60
5	2Lz+2T<	<	3.30	x -0.40	-2	-1	-1	-1	-2						2.90
6	2F		1.98	x -0.10	-2	0	0	-1	0						1.88
7	StSq1		1.80	0.00	0	0	0	0	0						1.80
8	2S+2Lo<	<	2.86	x -0.20	-1	-1	-1	-1	-1						2.66
9	FSSp3		2.60	0.00	0	0	0	0	0						2.60
			19.94												18.61
Program Components			Factor												
Skating Skills			1.60		3.75	3.50	3.75	3.50	3.75						3.67
Transitions/Linking Footwork/Movement			1.60		3.50	3.50	3.50	3.50	3.50						3.50
Performance/Execution			1.60		3.25	3.75	3.75	3.75	3.50						3.67
Choreography/Composition			1.60		3.50	3.50	3.25	3.50	3.75						3.50
Interpretation			1.60		3.25	3.75	3.25	3.50	3.75						3.50
Judges Total Program Component Score (factored)															28.54

Deductions	0.00
-------------------	-------------

< Under-rotated jump x Credit for highlight distribution, base value multiplied by 1.1

Rank	Name	Nation	Starting Number	Total Segment Score	Total Element Score	Program Score (factored)	Total Component Score (factored)	Total Deductions
22	Лина ДРЕЙЕР		4	45.80	18.67		28.13	1.00

#	Executed Elements	Info	Base Value	GOE	J1	J2	J3	J4	J5	J6	J7	J8	J9	Ref	Scores of Panel
1	1A+2Lo<	<	2.40	-0.30	-1	-1	-1	-1	-1						2.10
2	FCCoSp3		3.00	-0.10	1	0	-1	-1	0						2.90
3	2F+2Lo	e	3.60	-0.40	-2	-2	-1	-1	-1						3.20
4	2S		1.30	0.00	0	0	0	0	0						1.30
5	2Lo		1.98	x -0.90	-3	0	-3	-3	-3						1.08
6	CCoSp1		2.00	0.00	0	1	0	0	-1						2.00
7	2Lz		2.31	x 0.10	0	0	0	1	1						2.41
8	StSq1		1.80	0.00	0	0	0	0	0						1.80
9	2F		1.98	x -0.10	-1	0	0	-1	0						1.88
			20.37												18.67
Program Components			Factor												
Skating Skills			1.60		3.75	3.50	3.50	3.75	3.50						3.58
Transitions/Linking Footwork/Movement			1.60		3.50	3.25	3.00	3.75	3.50						3.42
Performance/Execution			1.60		3.50	3.50	3.50	3.75	3.50						3.50
Choreography/Composition			1.60		3.50	3.50	3.25	4.00	3.75						3.58
Interpretation			1.60		3.25	3.75	3.25	3.75	3.50						3.50
Judges Total Program Component Score (factored)															28.13

Deductions	Falls: -1.00	-1.00
-------------------	--------------	--------------

< Under-rotated jump x Credit for highlight distribution, base value multiplied by 1.1 e Jump take off with wrong edge

Открытое пер-во на призы Президента ФФКМ

2-Й СПОРТИВНЫЙ РАЗРЯД, ОДИНОЧНОЕ КАТАНИЕ (ДЕВОЧКИ) ПРОИЗВОЛЬНАЯ ПРОГРАММА

Rank	Name	Nation	Starting Number	Total Segment Score	Total Element Score	Program Score (factored)	Total Component Score (factored)	Total Deductions
23	Алена КЛЯЧИНА		1	39.04	13.30		27.74	2.00

#	Executed Elements	Info	Base Value	GOE	J1	J2	J3	J4	J5	J6	J7	J8	J9	Ref	Scores of Panel
1	2A<<	<<	1.10	-0.60	-3	-3	-3	-3	-3						0.50
2	2Lz<	<	1.50	-0.30	-1	-1	-1	-1	-1						1.20
3	CCoSp1		2.00	0.17	1	1	-1	0	0						2.17
4	2F<+2T	<	2.60	-0.60	-2	-2	-2	-2	-2						2.00
5	FCSp3		2.80	-0.10	0	1	-1	-1	0						2.70
6	2S		1.43	x 0.00	0	0	0	0	0						1.43
7	2F<	<	1.43	x -0.30	-1	-1	-1	-1	-1						1.13
8	2A<<+SEQ	<<	0.97	x -0.60	-3	-3	-3	-3	-3						0.37
9	StSq1		1.80	0.00	0	0	-1	0	0						1.80
			15.63												13.30
Program Components				Factor											
	Skating Skills			1.60	3.50	3.75	3.50	3.50	3.25						3.50
	Transitions/Linking Footwork/Movement			1.60	3.25	3.50	3.00	3.50	3.00						3.25
	Performance/Execution			1.60	3.50	3.75	3.25	3.50	3.50						3.50
	Choreography/Composition			1.60	3.75	4.00	3.75	3.50	3.25						3.67
	Interpretation			1.60	3.25	4.00	3.50	3.50	3.25						3.42
	Judges Total Program Component Score (factored)														27.74

Deductions	Falls: -2.00	-2.00
-------------------	--------------	--------------

< Under-rotated jump << Downgraded jump x Credit for highlight distribution, base value multiplied by 1.1

printed: 18.10.2013 17:44:46